



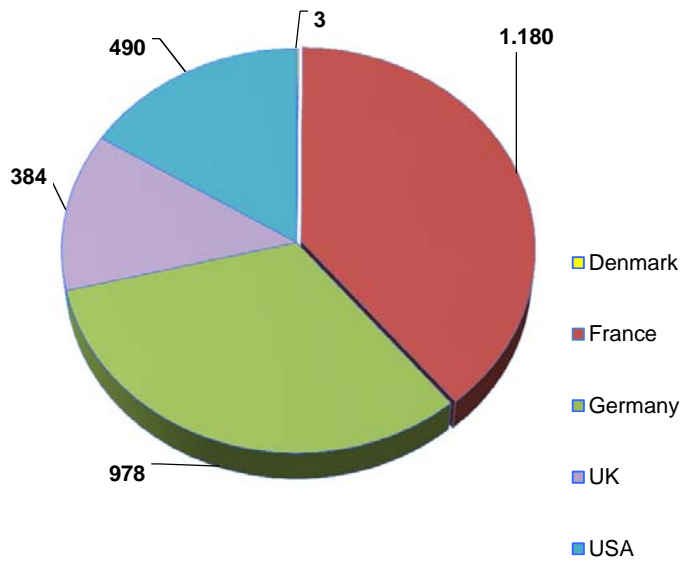
**BNP PARIBAS**

# BNP Paribas Public Sector SCF

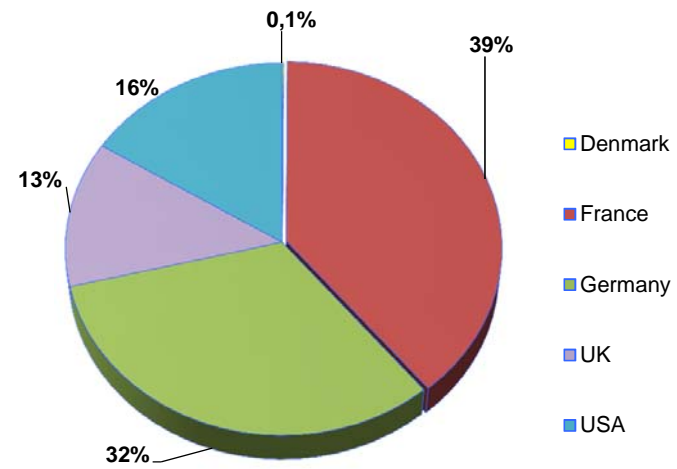
Investor Report - December 2014

a. Diversity of sovereign guarantors

Guarantor total amount Mln €equivalent



Guarantor %



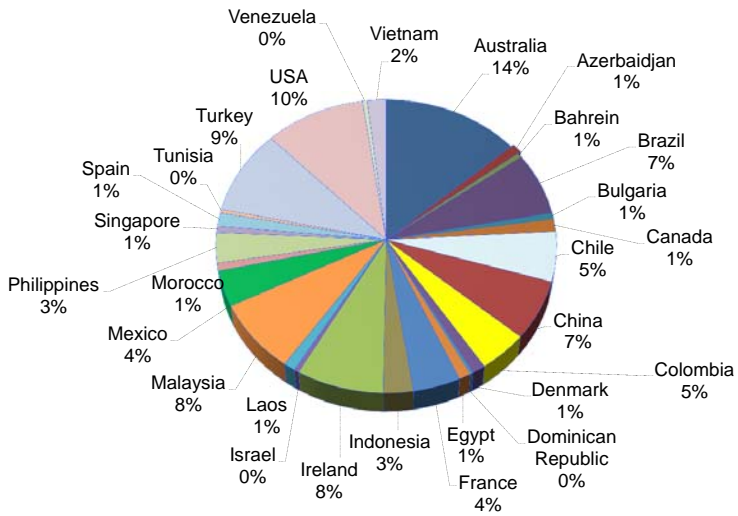
## a. Diversity of guarantors (continued)

Guarantor	Number of loans	Number of projects/deals	Total amount Mln €eq
Denmark	1	1	3
France	139	50	1.180
Germany	72	36	978
UK	46	14	384
USA	45	12	490
<b>Total</b>	<b>303</b>	<b>113</b>	<b>3.036</b>

100 % of the loan receivables have been transferred by true sale and are registered on the SCF's assets side.

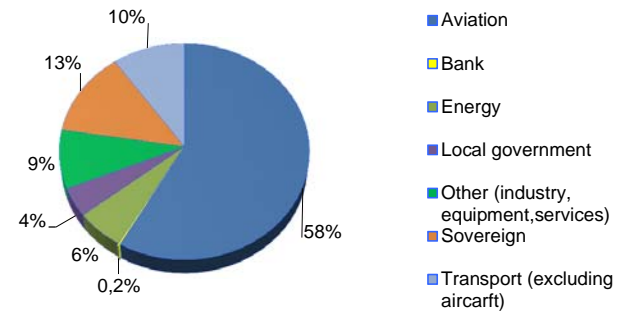
b. Diversity of borrowers

**Borrowers by region (amount in %)**



- Australia
- Azerbaijan
- Bahrein
- Brazil
- Bulgaria
- Canada
- Chile
- China
- Colombia
- Denmark
- Dominican Republic
- Egypt
- France
- Indonesia

**Borrowers by region (amount in %)**



**Five largest borrower/guarantor couples**

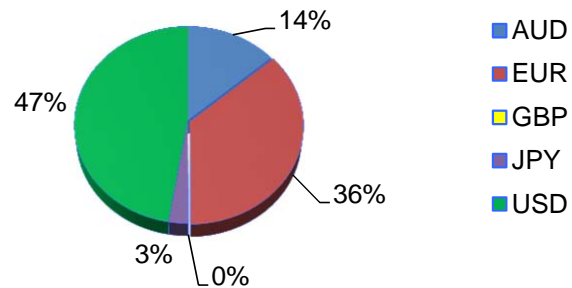
Total amount Mln €equ	Total amount Mln €eq
242	9%
241	9%
195	7%
183	7%

c. Pool seasoning

Seasoning (years)	Total amount MIn €eq	Total loan balance %
0<=..<2	197	7%
2<=..<4	571	19%
4<=..<6	1.608	53%
6<=..<8	255	8%
8<=..<10	318	10%
..>=10	87	3%
<b>Total</b>	<b>3.036</b>	<b>100%</b>

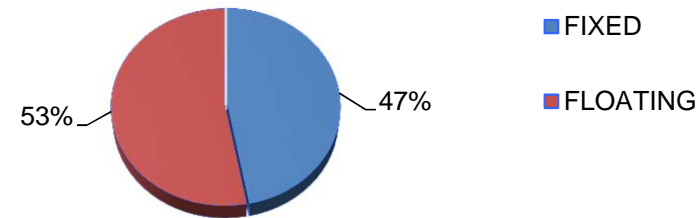
d. Currency split

Currency split (in %)

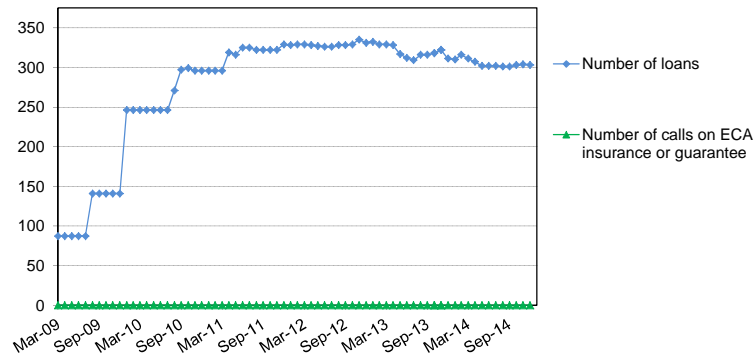


e. Rate type split

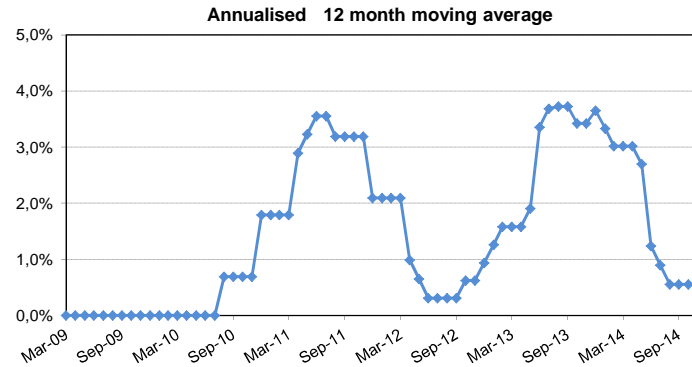
Rate type split (in %)



f. Number of calls upon an ECA insurance or guarantee

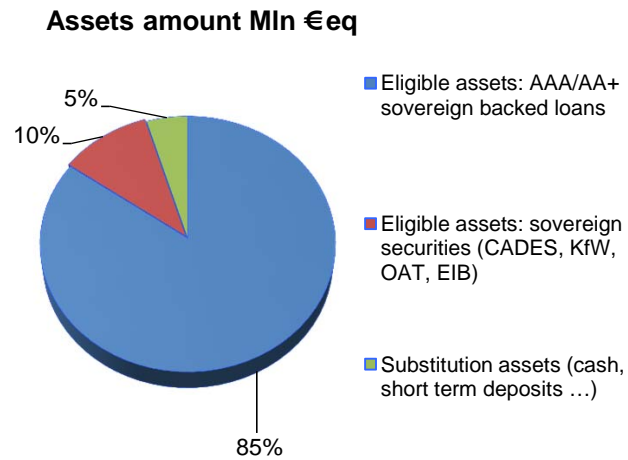


g. Prepayment rate



Securities	ISIN	Maturity date	Currency	Total amount Mln €eq	DBRS rating	Fitch rating	Moody's rating	S&P rating
CADES 04/2015	FR0010163329	25/04/2015	EUR	35.000.000		AA+	Aa1	
KfW 07/2015	DE0002760956	04/07/2015	EUR	50.000.000		AAA	Aaa	AAA
OAT 04/2015	FR0010163543	25/04/2015	EUR	6.756.000	AAA	AA+	Aa1	
EIB 28/09/2022	XS0544644957	28/09/2022	EUR	45.000.000		AAA	Aaa	AAA
(KfW) 17/10/2019	DE000A1RET23	17/10/2019	EUR	75.000.000		AAA	Aaa	AAA
(KfW) 15/01/2020	DE000A1RET49	15/01/2020	EUR	80.000.000		AAA	Aaa	AAA
(KfW) 15/01/2021	DE000A1R07V3	15/01/2021	EUR	85.000.000		AAA	Aaa	AAA

## a. Assets overview



## c. Eligible assets: Central Bank (FED/ECB) eligibility

FED/ECB eligibility	Total amount Mln €eq	Total balance %
no	2.656	78%
yes	756	22%
<b>Total</b>	<b>3.412</b>	<b>100%</b>

## b. Asset overcollateralisation

Ratio	Minimum	Current
Legal coverage ratio	1,05	123%
Overcollateralisation ratio	105,5% (*)	119%

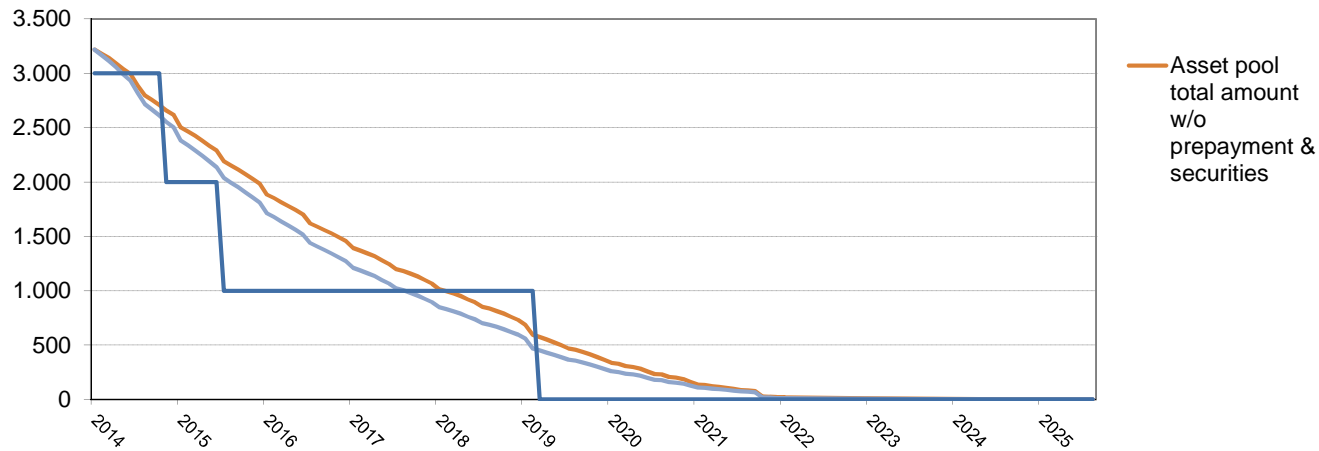
(\*) BNP Paribas SA hereby commits to maintain eligible assets, substitution assets and/or cash collateral in an aggregate amount representing not less than the product of (i) the outstanding Obligations Foncières and (ii) 105.5%.



d. Obligations Foncières issuance overview

Issuance	ISIN	Issue date	Maturity date	Remaining maturity (years)	Currency	Interest type	Coupon	Current amount (€eq)
Series 2	FR0010859967	4023500%	26/02/2020	5,2	EUR	Fixed	3,8%	1.000.000.000
Series 3	FR0010955377	4047300%	22/10/2015	0,8	EUR	Fixed	2,3%	1.000.000.000
Series 4	FR0011059930	4070300%	09/06/2016	1,4	EUR	Fixed	3,1%	1.000.000.000

e. Amortisation profile



N.B. At 2023 year-end there remain eligible assets representing less than 0.5% of current outstanding