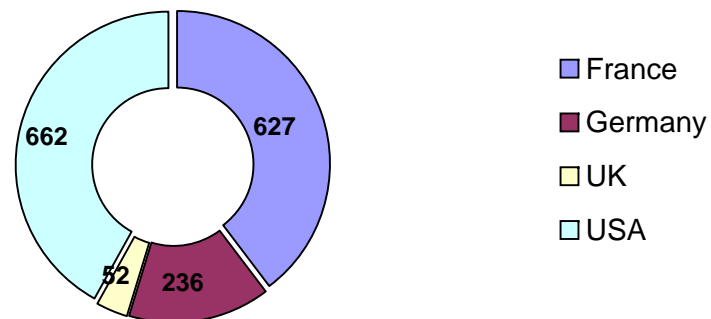


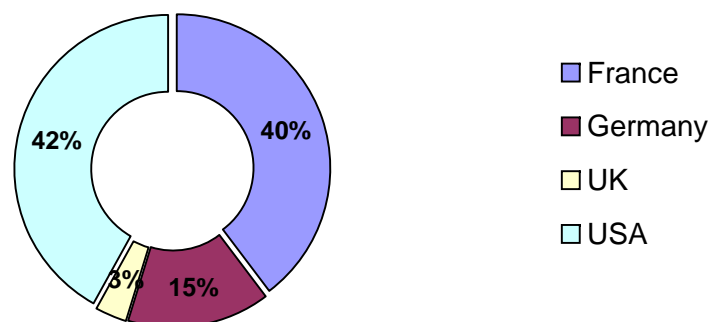
## BNP Paribas Public Sector SCF INVESTOR REPORT : end of december 2009

### 1. DIVERSITY OF SOVEREIGN GUARANTORS

**GUARANTORS**  
Total amount  
Mln €equivalent



**GUARANTORS**  
%

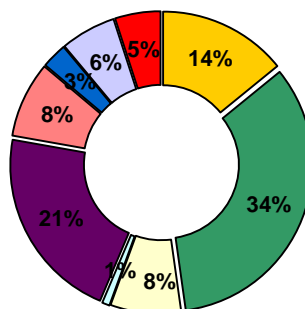


GUARANTOR	number of loans	number of projects/deals	total amount Mln €eq
France	71	11	627
Germany	31	5	236
UK	10	2	52
USA	29	6	662
<b>Total</b>	<b>141</b>	<b>24</b>	<b>1 578</b>

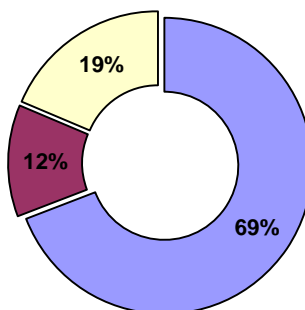
## BNP Paribas Public Sector SCF INVESTOR REPORT : end of december 2009

### 2. DIVERSITY OF BORROWERS

Borrowers by region  
amount in %



Borrowers by sector  
amount in %



### 3. POOL SEASONING : weighted average seasoning 5,85 years

Total loan balance bln €

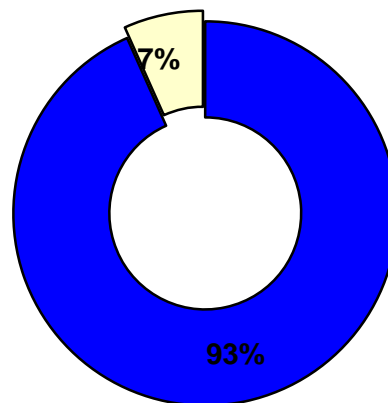
Seasoning (years)	Total loan balance Mln €eq.	Total loan balance %
<2	96	6%
2 <= ... < 4	170	11%
4 <= ... < 6	832	53%
6 <= ... < 8	292	18%
8 <= ... < 10	36	2%
>= 10	152	10%
<b>Total</b>	<b>1 578</b>	<b>100%</b>



**BNP PARIBAS**  
PUBLIC SECTOR SCF

## BNP Paribas Public Sector SCF INVESTOR REPORT : end of december 2009

Assets overview  
%



- AAA sovereign backed loans
- Total securities bought on the market
- Total other assets (cash, short term deposits ...)

### Obligations Foncières Issuances : overview

Issuance	current amount (Mln € eq)	date of issuance	maturity date
serie 1	1 000	16/06/2009	16/06/2014
<b>Total</b>	<b>1 000</b>		



**BNP PARIBAS**  
PUBLIC SECTOR SCF