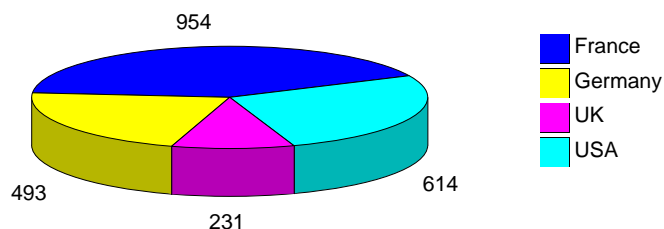
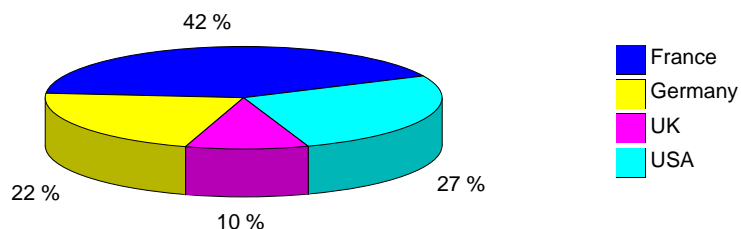


1. Diversity of sovereign guarantors

Guarantor total amount Mln €equivalent



Guarantor %

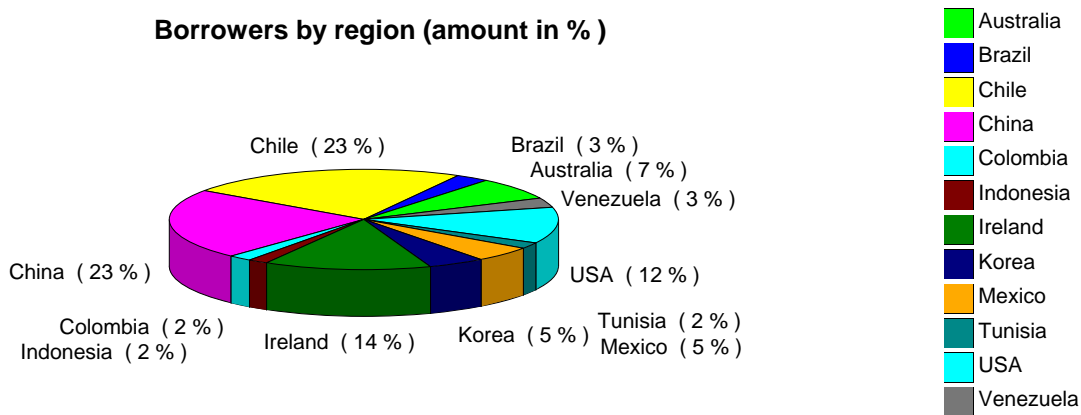


Guarantor	Number of Loans	Number of projects/deals	Total amount Mln €eq
France	121	27	954
Germany	59	15	493
UK	37	11	231
USA	29	6	614
Total:	246	59	2 291

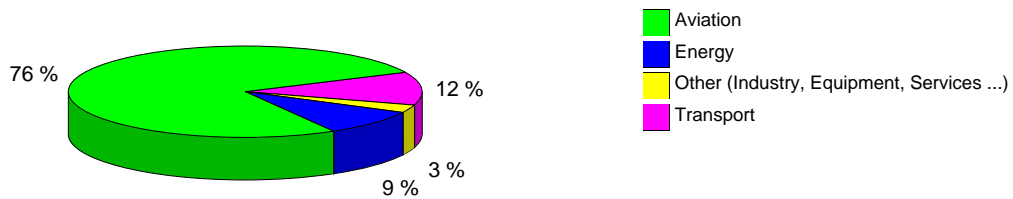


2. Diversity of borrowers

Borrowers by region (amount in %)



Borrowers by sector (amount in %)



Five largest couples borrower/guarantor

Total amount Mln €eq	Total loan balance %
318	14 %
188	8 %
177	8 %
150	7 %
118	5 %

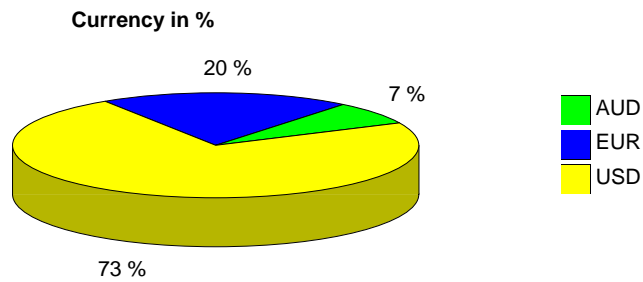


3. Pool seasoning

Weighted average seasoning (in years) : **4,692**

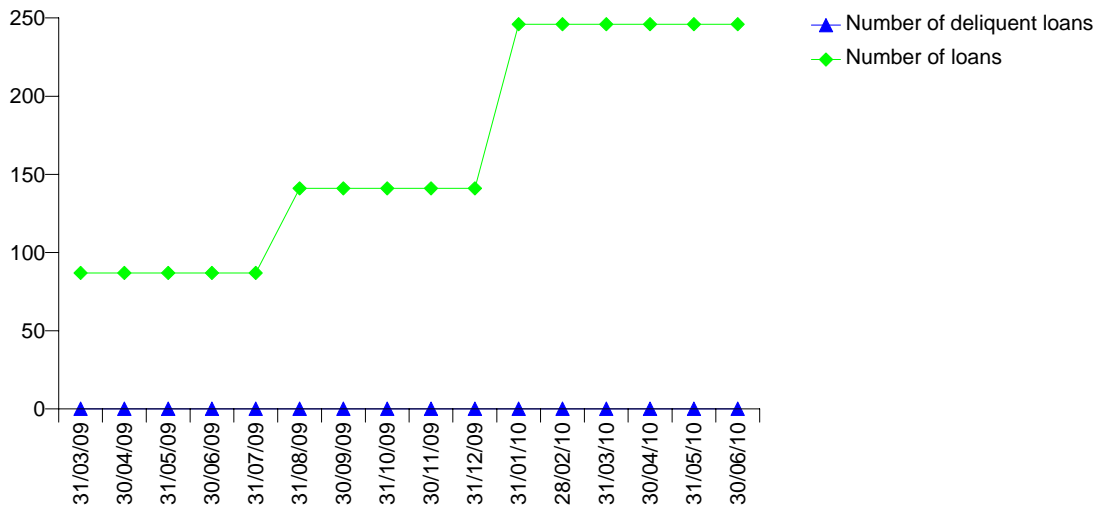
Seasoning (years)	Total amount Mln € eq	Total loan balance %
0<=..<2	600	26 %
2<=..<4	427	19 %
4<=..<6	808	35 %
6<=..<8	249	11 %
8<=..<10	72	3 %
>=10	136	6 %
Total:	2 291	100 %

4. Currency split



5. Loan delinquency

No delinquent loan

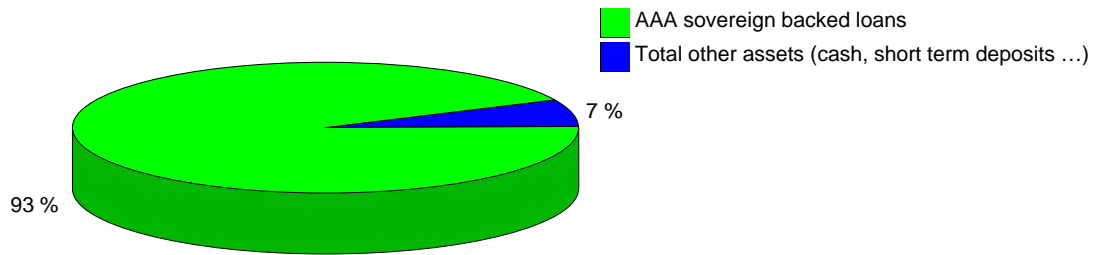


6. Central Bank (FED/ECB) eligibility

FED/ECB eligibility	Total amount Mln €eq	Total loan balance %
no	1 996	87 %
yes	296	13 %
Total :	2 291	100 %



Assets Overview %



Obligations Foncières Issuances Overview

Issuance	ISIN	Issue date	Maturity date	Remaining maturity (years)	Currency	Interest type	Coupon	Current amount (€ eq)
Series 1	FR0010767194	16/06/2009	16/06/2014	3,96	EUR	Fixed	3,625 %	1 000 000 000
Series 2	FR0010859967	26/02/2010	26/02/2020	9,67	EUR	Fixed	3,750 %	1 000 000 000

Amortisation Profile

