



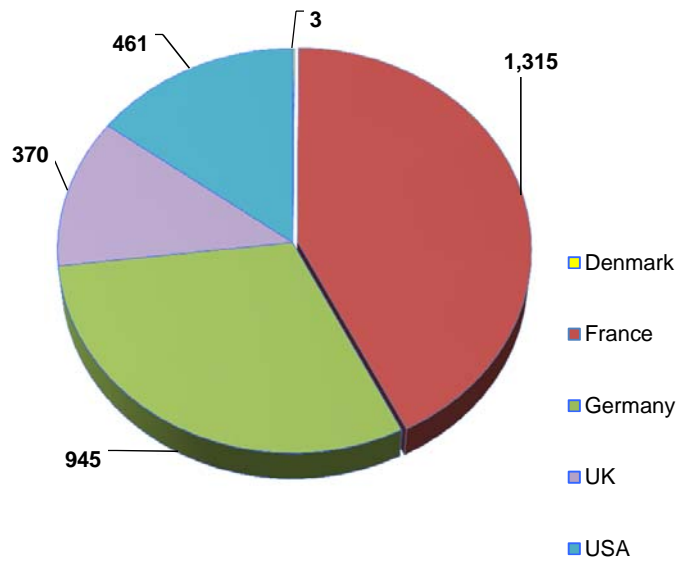
BNP PARIBAS

BNP Paribas Public Sector SCF

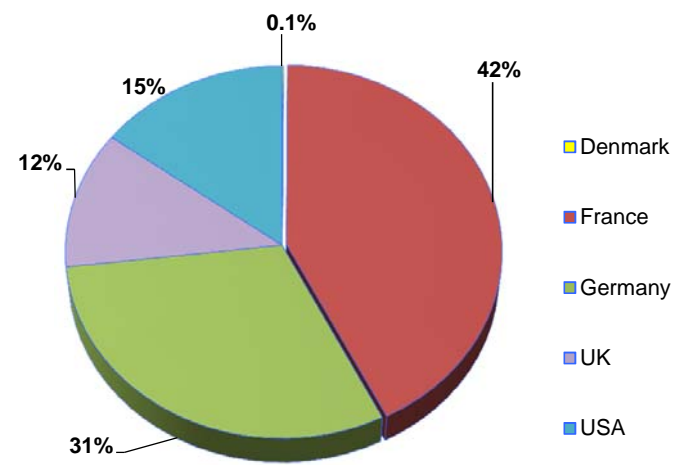
Investor Report - March 2015

a. Diversity of sovereign guarantors

Guarantor total amount Mln €equivalent



Guarantor %



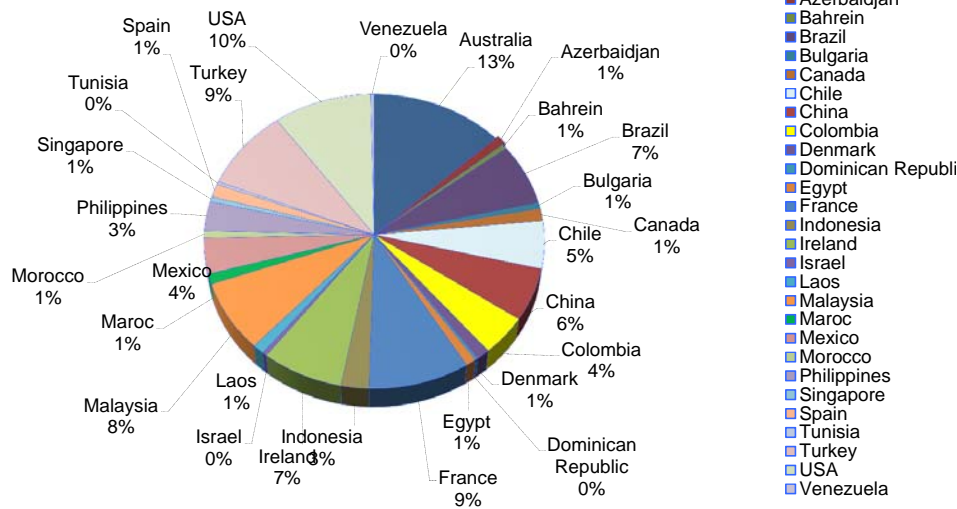
a. Diversity of guarantors (continued)

Guarantor	Number of loans	Number of projects/deals	Total amount Mln €eq
Denmark	1	1	3
France	148	50	1,315
Germany	72	36	945
UK	46	14	370
USA	45	12	461
Total	312	113	3,095

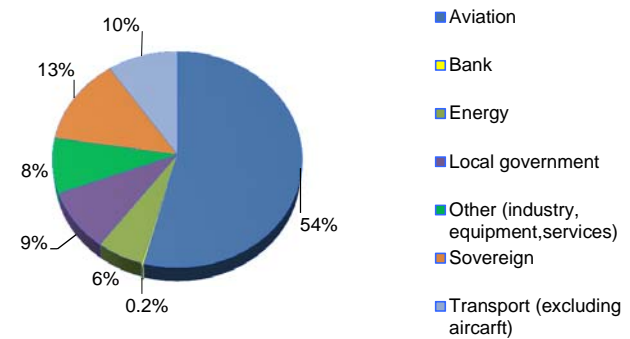
100 % of the loan receivables have been transferred by true sale and are registered on the SCF's assets side.

b. Diversity of borrowers

Borrowers by region (amount in %)



Borrowers by region (amount in %)



Five largest borrower/guarantor couples

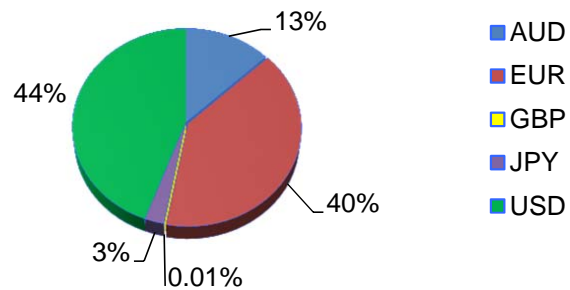
Total amount Mln €equ	Total amount Mln €eq
270	10%
234	8%
227	8%
193	7%
177	6%

c. Pool seasoning

Seasoning (years)	Total amount MIn €eq	Total loan balance %
0<=..<2	119	4%
2<=..<4	344	11%
4<=..<6	1,787	58%
6<=..<8	334	11%
8<=..<10	315	10%
..>=10	195	6%
Total	3,095	100%

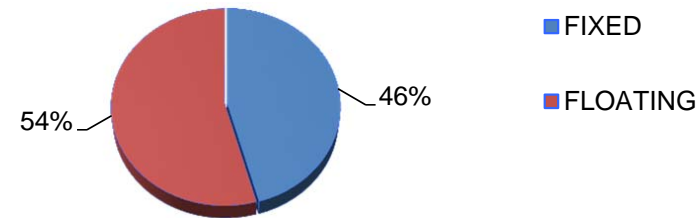
d. Currency split

Currency split (in %)

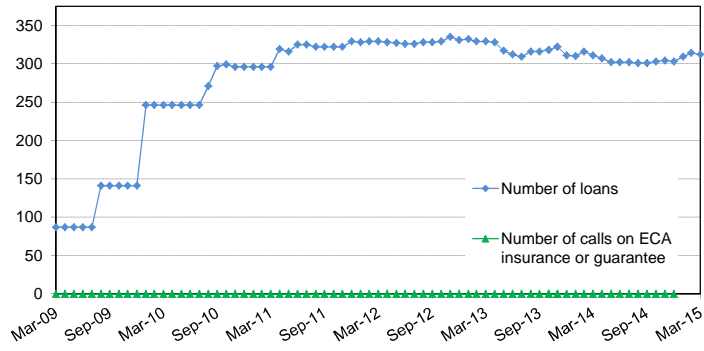


e. Rate type split

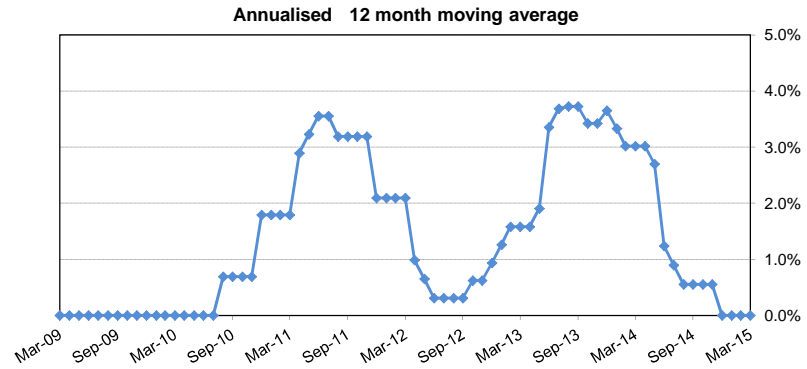
Rate type split (in %)



f. Number of calls upon an ECA insurance or guarantee

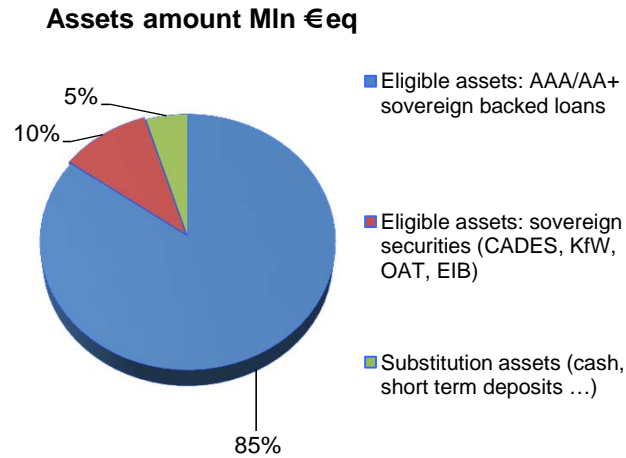


g. Prepayment rate



Securities	ISIN	Maturity date	Currency	Total amount Mln €eq	DBRS rating	Fitch rating	Moody's rating	S&P rating
CADES 04/2015	FR0010163329	25/04/2015	EUR	35,000,000		AA+	Aa1	
KfW 07/2015	DE0002760956	04/07/2015	EUR	50,000,000		AAA	Aaa	AAA
OAT 04/2015	FR0010163543	25/04/2015	EUR	6,756,000	AAA	AA+	Aa1	
EIB 28/09/2022	XS0544644957	28/09/2022	EUR	45,000,000		AAA	Aaa	AAA
(KfW) 17/10/2019	DE000A1RET23	17/10/2019	EUR	75,000,000		AAA	Aaa	AAA
(KfW) 15/01/2020	DE000A1RET49	15/01/2020	EUR	80,000,000		AAA	Aaa	AAA
(KfW) 15/01/2021	DE000A1R07V3	15/01/2021	EUR	85,000,000		AAA	Aaa	AAA

a. Assets overview



c. Eligible assets: Central Bank (FED/ECB) eligibility

FED/ECB eligibility	Total amount Mln €eq	Total balance %
no	2,580	74%
yes	892	26%
Total	3,471	100%

b. Asset overcollateralisation

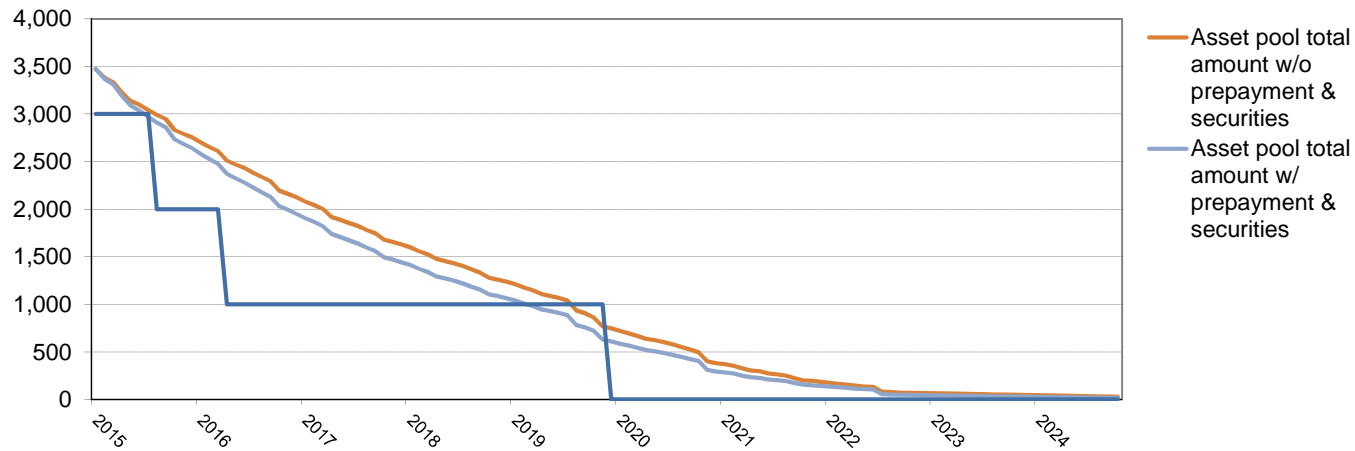
Ratio	Minimum	Current
Legal coverage ratio	105%	115.3%
Overcollateralisation ratio	105,5% (*)	121.5%

(*) BNP Paribas SA hereby commits to maintain eligible assets, substitution assets and/or cash collateral in an aggregate amount representing not less than the product of (i) the outstanding Obligations Foncières and (ii) 105.5%.

d. Obligations Foncières issuance overview

Issuance	ISIN	Issue date	Maturity date	Remaining maturity (years)	Currency	Interest type	Coupon	Current amount (€eq)
Series 2	FR0010859967	4023500%	26/02/2020	4.9	EUR	Fixed	3.8%	1,000,000,000
Series 3	FR0010955377	4047300%	22/10/2015	0.6	EUR	Fixed	2.3%	1,000,000,000
Series 4	FR0011059930	4070300%	09/06/2016	1.2	EUR	Fixed	3.1%	1,000,000,000

e. Amortisation profile



N.B. At 2023 year-end there remain eligible assets representing less than 0.5% of current outstanding