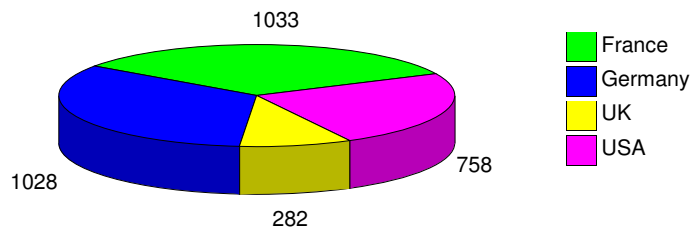
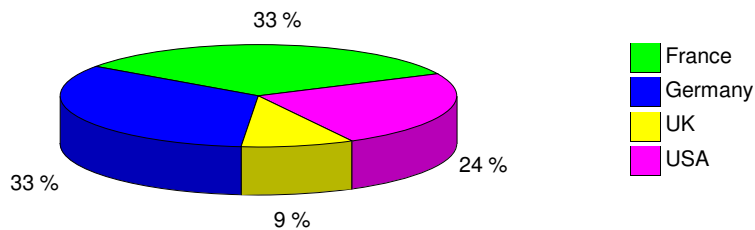


1. Diversity of sovereign guarantors

**Guarantor total amount Mln € equivalent**



**Guarantor %**



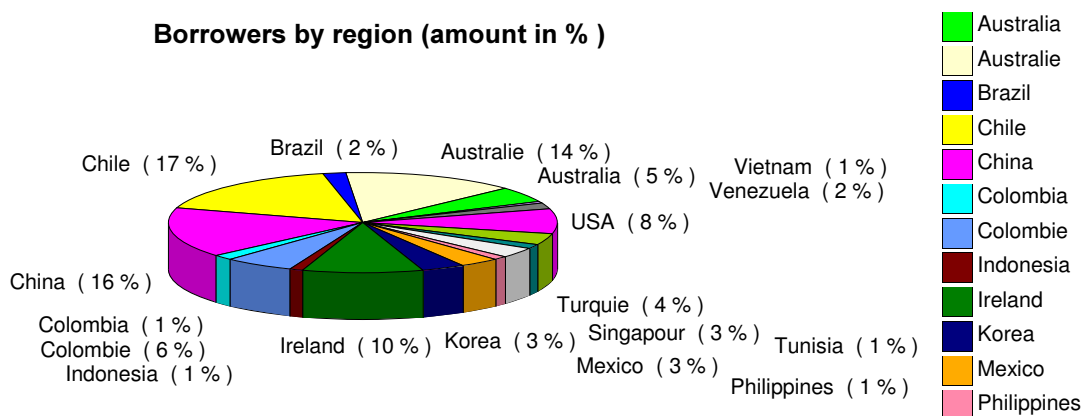
Guarantor	Number of Loans	Number of projects/deals	Total amount Mln € eq
France	141	32	1033
Germany	77	26	1028
UK	45	14	282
USA	34	11	758
<b>Total:</b>	<b>297</b>	<b>83</b>	<b>3 100</b>

**100 % of the loans receivables are being transferred by true sales and are registered on the SCF's assets' side**

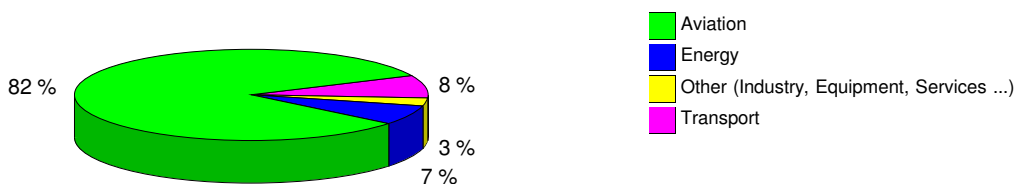


**2. Diversity of borrowers**

**Borrowers by region (amount in %)**



**Borrowers by sector (amount in %)**



**Five largest couples borrower/guarantor**

Total amount Mln € eq	Total loan balance %
395	13 %
308	10 %
213	7 %
184	6 %
171	6 %

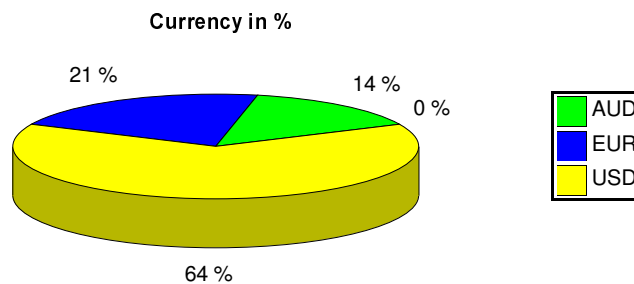


**3. Pool seasoning**

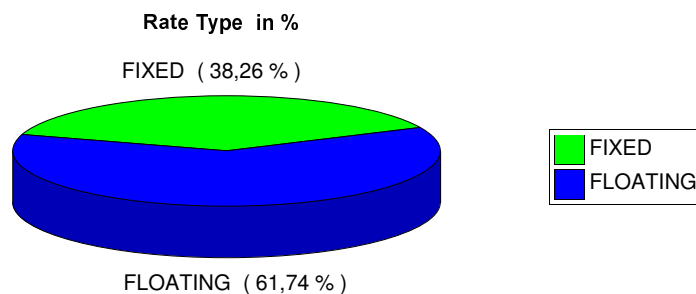
Weighted average seasoning (in years) : **4,043**

Seasoning (years)	Total amount Mln € eq	Total loan balance %
0<=..<2	1 193	38 %
2<=..<4	532	17 %
4<=..<6	788	25 %
6<=..<8	389	13 %
8<=..<10	60	2 %
>=10	137	4 %
<b>Total:</b>	<b>3 100</b>	<b>100 %</b>

**4. Currency split**

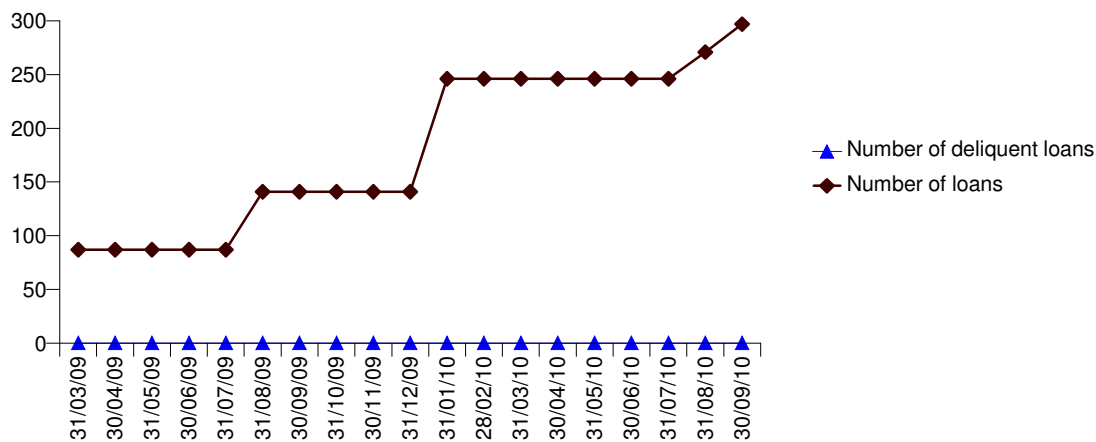


**5. Rate Type split**



## 6. Loan delinquency

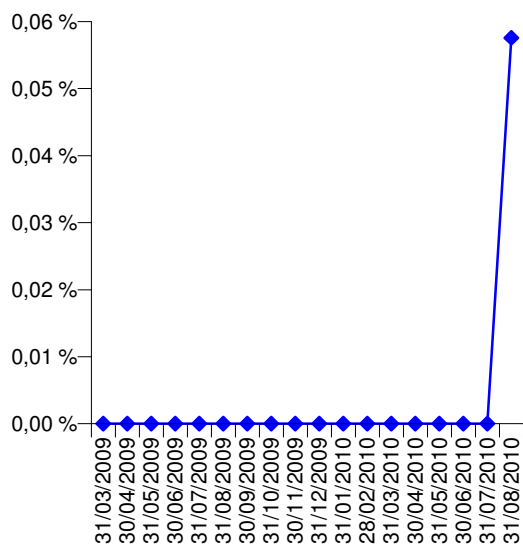
### No delinquent loan



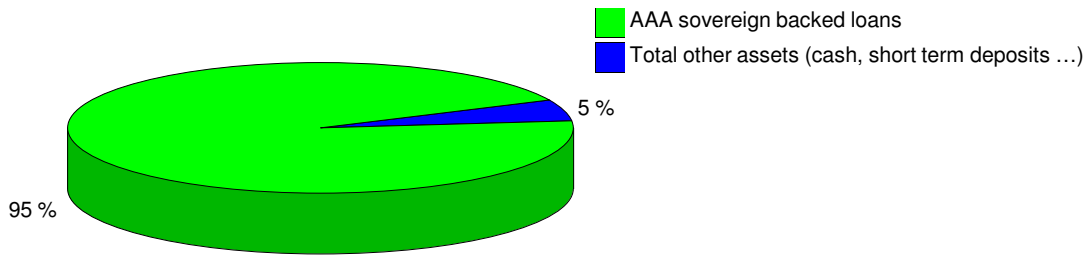
## 7. Central Bank (FED/ECB) eligibility

FED/ECB eligibility	Total amount Mln € eq	Total loan balance %
no	2 651	86 %
yes	449	14 %
<b>Total :</b>	<b>3 100</b>	<b>100 %</b>

## 8. Prepayment Rate



Assets Overview %



Obligations Foncières Issuances Overview

Issuance	ISIN	Issue date	Maturity date	Remaining maturity (years)	Currency	Interest type	Coupon	Current amount (€ eq)
Series 1	FR0010767194	16/06/2009	16/06/2014	3,71	EUR	Fixed	3,625 %	1 000 000 000
Series 2	FR0010859967	26/02/2010	26/02/2020	9,41	EUR	Fixed	3,750 %	1 000 000 000

Amortisation Profile

