



BNP PARIBAS

BNP Paribas Contingent Convertible
USD AT1

June 2025



BNP PARIBAS

The bank for a changing world

**ADDITIONAL TIER 1
PROPOSED TRANSACTION
STRONG SOLVENCY & FUNDING
1Q25 HIGHLIGHTS
APPENDICES**



BNP PARIBAS

The bank for a changing world

RATIONALE FOR THE OFFERING AND TRANSACTION HIGHLIGHTS | USD Convertible Additional Tier 1 issuance of a Eurozone Leader

Rationale of the offering	Transaction highlights
<ul style="list-style-type: none">▪ This new transaction is part of BNP Paribas' regulatory and liquidity management programme▪ First transaction out of the newly established Global Additional Tier 1 Notes Program	<ul style="list-style-type: none">▪ Fixed rate perpetual NC 10 structure with 5.125% CET1 trigger and conversion clause▪ USD 144A/RegS offering▪ Expected ratings [Ba1/BBB-/BBB] (Moody's / S&P / Fitch)▪ CET1 ratio of 12.5% (€98.3bn) as at 31 March 2025, headroom of €58.1bn over 5.125% trigger

ADDITIONAL TIER 1| Risks and Mitigants

Risks	Mitigants
Potential of conversion	<ul style="list-style-type: none"> ■ Significant distance to trigger: €58.1bn as at 31 March 2025 ■ Floor price set at a 30% discount to share price at issue date
Restriction of coupon payment	<ul style="list-style-type: none"> ■ High amount of distributable items: €46.2bn of retained earnings as at 31 Dec. 2024 ■ Strong earnings generation capacity ■ Distance to MDA restrictions based on 2024 SREP of €14bn as at 31 March 2025¹
Discretionary non-cumulative coupon	<ul style="list-style-type: none"> ■ It is the Issuer's current intention that, whenever exercising its discretion to declare ordinary share dividends, or its discretion to cancel interest on the Notes, the Issuer will take into account, among other factors, the relative ranking of these instruments in the capital structure² ■ Very limited amount of total AT1 coupon relative to the Bank's pre-tax income
Interest-rate risk	<ul style="list-style-type: none"> ■ Reset fixed to fixed at First Call Date and every 5 year thereafter ■ Optional redemption on First Call Date and every 5 year thereafter

1. See slide 18 for detailed calculations; 2. Under the Conditions, however, Interest Amounts on the Notes could conceivably be cancelled while holders of the Issuer's shares continue to receive dividends



ADDITIONAL TIER 1| Structural Features (1/3)

Issuer	BNP Paribas
Issuer Ratings	A1 / A+ / A+ (M/S/F)
Instrument:	Perpetual Fixed Rate Resettable Additional Tier 1 Contingent Convertible Notes
Expected Issue Ratings:	Ba1 / BBB- / BBB (M/S/F)
Settlement Date:	T + 4 / June 27, 2025
First Call Date:	June 27, 2035
Maturity:	Perpetual NC10
Size:	U.S.\$ benchmark
IPT:	8.000% area
Ranking:	<p>Issuer intends Notes to be treated as additional tier 1 (AT1) capital. So long as the Notes qualify, fully or partly, as AT1 capital, the Notes are deeply subordinated notes (pursuant to Article L.228-97 of the French Commercial Code).</p> <p>If the Notes no longer qualify as AT1 capital or tier 2 (T2) capital, the Notes will automatically constitute direct, unconditional, unsecured and subordinated obligations (in accordance with Article L.613-30-3-I-5° of the French Monetary and Financial Code).</p> <p>If the Notes no longer qualify as AT1 capital but qualify, fully or partly, as T2 capital, the Notes will automatically constitute direct, unconditional, unsecured and subordinated obligations (in accordance with Article L.613-30-3-I-5° of the French Monetary and Financial Code).</p>
Coupon:	Fixed rate of [•]% per annum from (and including) the Issue Date to (but excluding) the First Reset Date. Thereafter, coupon will be reset every 5 years to a fixed rate based on the then-applicable CMT Rate + the initial margin of [•] bps (no step-up). Interest is payable semi-annual in arrear in equal installments on June 27 and December 27 of each year, commencing on December 27, 2025 (subject to cancellation).
Reset Dates:	June 27, 2035 (the "First Reset Date") and each fifth anniversary date thereafter.
Interest Cancellation:	Coupon payment is at the full discretion of the Issuer and is subject to Distributable Items and Maximum Distributable Amount limits. Relevant Regulator may separately require coupon cancellation based on its assessment of the financial and solvency situation of the Issuer. Non-cumulative.
Trigger Event:	If, at any time, Group CET1 Ratio is less than 5.125%.

ADDITIONAL TIER 1| Structural Features (2/3)

Conversion upon Trigger Event:	<p>If a Trigger Event occurs, the Notes will be converted in full into ordinary shares of the Issuer (the "Conversion Shares"), based on the Conversion Ratio (as defined below).</p> <p>The Issuer will deliver the Conversion Shares to the Conversion Shares Depository (such delivery being the "Conversion"), which shall hold the Conversion Shares on behalf of the Noteholders. The Conversion shall occur without delay upon the occurrence of a Trigger Event, and in any event not later than one month (or such shorter period as the Relevant Regulator may require) following the occurrence thereof. Noteholders must send in a Conversion Shares Settlement Notice in order to obtain delivery of their Conversion Shares.</p> <p>The Conversion shall constitute an irrevocable and automatic discharge of all of the Issuer's obligations to the Noteholders under the Notes and under no circumstances shall such discharged obligations be reinstated. After the Conversion, Noteholders shall have recourse only to the Conversion Shares Depository for the delivery to them of Conversion Shares.</p>
Conversion Ratio:	For each Calculation Amount (i.e., U.S.\$1,000), the lower of (a) the Calculation Amount divided by the current market price of Issuer's ordinary shares and (b) the Maximum Conversion Ratio. If such current market price is unavailable, the Maximum Conversion Ratio.
Maximum Conversion Ratio:	16.3466 ordinary shares per Calculation Amount (being the Calculation Amount divided by the initial Floor Price (rounded down to nearest integral multiple of 0.0001). Subject to anti-dilution adjustments.
Initial Floor Price:	U.S.\$61.1747 (or €53.066146) per ordinary share (corresponding to 70% of the average of daily VWAP on each of the 5 (five) trading days prior to June 23, 2025, converted into U.S.\$).
Statutory Write-down or Conversion:	By its acquisition of the Notes, each Noteholder acknowledges, accepts, consents and agrees, among other things, to be bound by the effect of the exercise of the Bail-in or Loss Absorption Power by the Relevant Resolution Authority.
Redemption Amount:	100% of the principal amount then outstanding.
Issuer Optional Redemption:	On any Reset Date, at the Redemption Amount, together with any unpaid and uncanceled accrued interest.
Optional Redemption – Special Event:	Upon the occurrence of certain tax events (including a Withholding Tax Event, Gross Up Event or Tax Deduction Event) and certain capital disqualification events (including a Capital Event or MREL/TLAC Disqualification Event) (each a "Special Event"), at the Redemption Amount, together with any unpaid and uncanceled accrued interest.
Substitution and Variation:	If a Special Event has occurred and is continuing, the Issuer may, at its option, without any requirement for the consent or approval of the Noteholders, substitute all (but not some only) of the Notes or vary the terms of all (but not some only) of the Notes so that they become or remain Compliant Securities (subject to giving prior notice to the Noteholders and to regulatory permission if required).



ADDITIONAL TIER 1| Structural Features (3/3)

Waiver of Set-Off:	No Noteholder may at any time exercise or claim any right of set-off in respect of any Notes against any right, claim or liability the Issuer has or may have or acquire against such Noteholder.
Taxation:	Gross-up of interest payment in the event a payment of interest by the Issuer in respect of the Notes is subject to French Taxes by way of withholding or deduction (save for certain exceptions).
Day Count:	30/360; Unadjusted.
Target Market:	Eligible counterparties and professional clients only, each as defined in the Directive 2014/65/EU (as amended, "MiFID II"), the FCA Handbook Conduct of Business Sourcebook and Regulation (EU) No 600/2014 as it forms part of domestic law by virtue of the European Union (Withdrawal) Act 2018 ("UK MiFIR"), as applicable.
Governing Law / Form:	New York law, except the ranking and anti-dilution provisions (French law) / Registered book-entry form through DTC, Euroclear and Clearstream.
Listing:	Euro MTF market (Luxembourg Stock Exchange).
Denominations:	U.S.\$200k + U.S.\$1k.
Sales Restrictions:	144A/Reg S.
Global Coordinator and Sole Bookrunner:	BNP Paribas Securities Corp.
Joint Leads / No books:	[•]

STRONG SOLVENCY & FUNDING

June 2025



BNP PARIBAS

The bank for a changing world

DISCLAIMER

The figures included in this presentation are unaudited.

As a reminder, on 29 February 2024 BNP Paribas reported restated quarterly series for 2023 to reflect, in particular, the end of the build-up of the Single Resolution Fund (SRF), effective 1 January 2024, and the assumption of a similar contribution to local bank taxes at a level estimated at about 200 million euros annually beginning in 2024, as well as an accounting heading separated from cost of risk and entitled “Other net losses for risks on financial instruments”, beginning in the fourth quarter 2023. This presentation reflects this restatement.

This presentation includes forward-looking statements based on current beliefs and expectations about future events. Forward-looking statements include financial projections and estimates and their underlying assumptions, statements regarding plans, objectives and expectations with respect to future events, operations, products and services, and statements regarding future performance and synergies. Forward-looking statements are not guarantees of future performance and are subject to inherent risks, uncertainties and assumptions about BNP Paribas and its subsidiaries and investments, developments of BNP Paribas and its subsidiaries, banking industry trends, future capital expenditures and acquisitions, changes in economic conditions globally, or in BNP Paribas’ principal local markets, the competitive market and regulatory factors. Those events are uncertain; their outcome may differ from current expectations which may in turn significantly affect expected results. Actual results may differ materially from those projected or implied in these forward-looking statements. Any forward-looking statement contained in this presentation speaks as of the date of this presentation.

Consequently, actual results may differ from those projected or implied in these forward-looking statements due to a variety of factors. These factors include among others: i) BNP Paribas’s ability to achieve its objectives, ii) the impacts from central bank interest rate policies, whether due to continued elevated interest rates or potential significant reductions in interest rates, iii) changes (including interpretation) in regulatory capital and liquidity rules, iv) continued elevated levels of, or any resurgence in, inflation and its impacts, v) the various geopolitical uncertainties and impacts related notably to the war in Ukraine, conflicts in the Middle East, vi) the various uncertainties and impacts related to political instability, including in France, or vi) the precautionary statements included in this presentation.

BNP Paribas undertakes no obligation to publicly revise or update any forward-looking statements in light of new information or future events. It should be recalled in this regard that the Supervisory Review and Evaluation Process is carried out each year by the European Central Bank, which can modify each year its capital adequacy ratio requirements for BNP Paribas.

The information contained in this presentation as it relates to parties other than BNP Paribas or derived from external sources has not been independently verified and no representation or warranty expressed or implied is made as to, and no reliance should be placed on, the fairness, accuracy, completeness or correctness of the information or opinions contained herein. Neither BNP Paribas nor its representatives shall have any liability whatsoever in negligence or otherwise for any loss however arising from any use of this presentation or its contents or otherwise arising in connection with this presentation or any other information or material discussed.

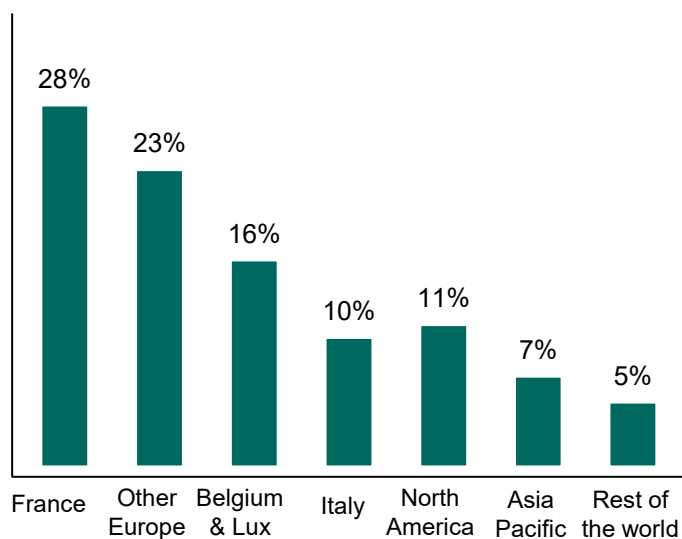
The sum of values contained in the tables and analyses may differ slightly from the total reported due to rounding. The alternative performance measures are defined in the press release published jointly with this presentation.

A BUSINESS MODEL WELL DIVERSIFIED BY COUNTRY AND BUSINESS

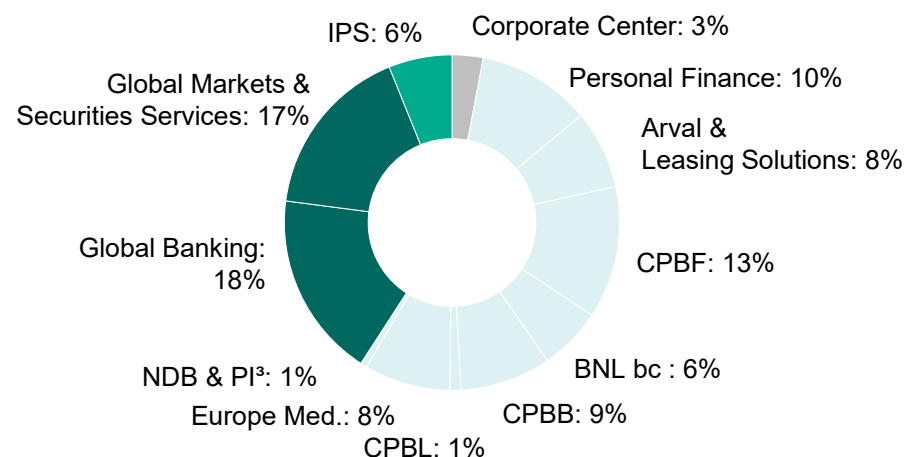
No country, business or industry concentration

Gross Commitments¹ by region as at 31.12.24

>90% in wealthy markets



Breakdown of the Group's RWA² by business based on €792bn as at 31.03.25



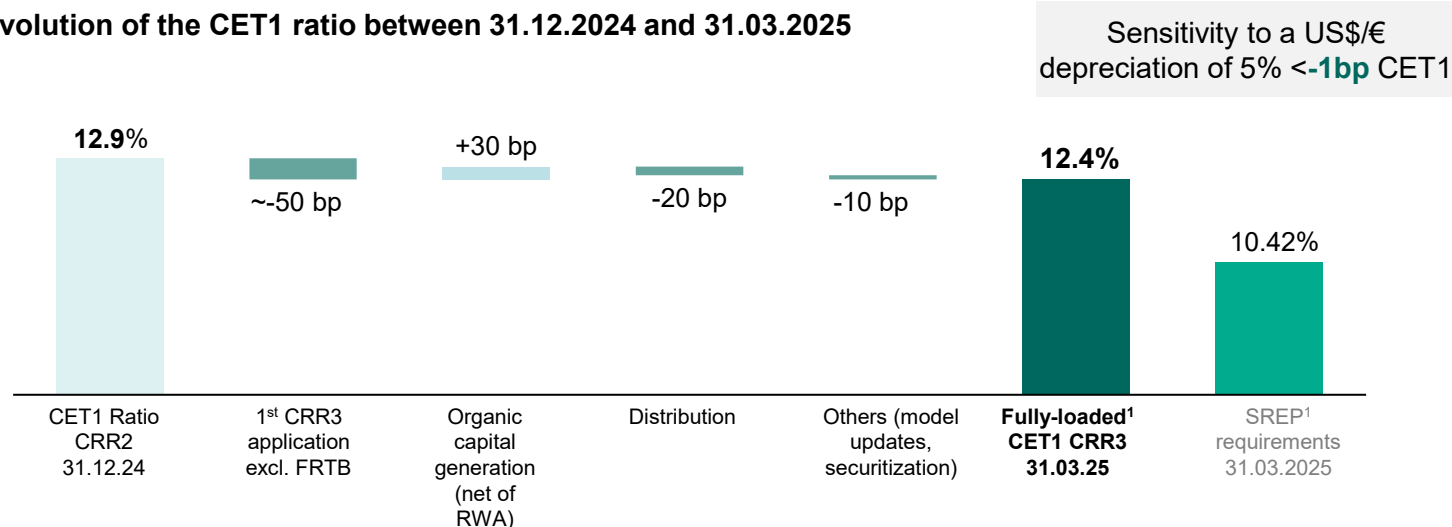
Commercial and Personal Banking in the euro zone: 29%

- A balanced business model: a clear competitive advantage in terms of revenues & risk diversification
- An integrated business model fuelled by cooperation between Group Businesses
- Strong resilience in changing environment

1. Total gross commitments, on and off-balance sheet, unweighted of €1,817bn as at 31.12.24; 2. . Excluding transitional arrangements allowed in the Art. 495 of CRR (2024/1623); 3. New Digital Businesses & Personal Investors

CAPITAL AND LIQUIDITY | Our financial structure and liquidity position are robust

Evolution of the CET1 ratio between 31.12.2024 and 31.03.2025



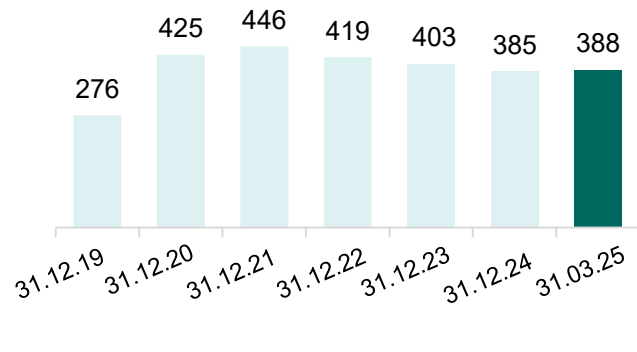
CET1^{FL}
12.4%
as at 31.03.25

CET1 excl. FRTB
12.3%
in 2025 and 2026

LCR² **133%**

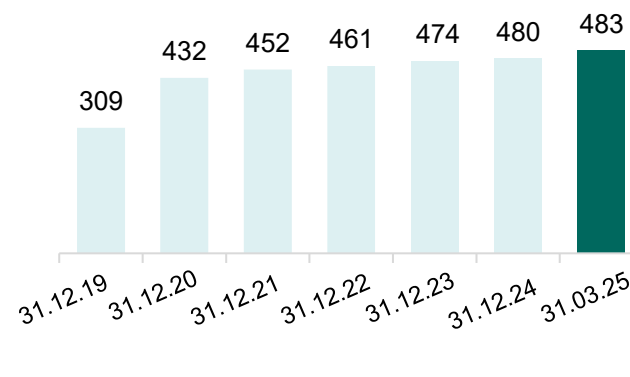
Leverage³ **4.4%**

Change in high-quality liquid assets (HQLA)



€bn

Change in immediately available liquidity reserve⁴



€bn

— Fully-loaded (FL) ratios and RWA used in financial communication (without the application of transitory dispositions as defined in CRR (2024/1623) art. 495

— Phased-in ratios and RWA used for comparison with capital requirements (cf. appendices slides 69 to 72) (with application of the transitory dispositions as defined in CRR (2024/1623) art. 495

LIQUIDITY | A diversified base of deposits and disciplined, prudent and proactive management

— Base of deposits supported by the Group's diversification, its long-term approach to clients, and its leading positions in flows

- **#1 European bank in cash management** – #1 in Securities Services in EMEA – #1 euro zone Private Bank
- **Deposits diversified by geographies**, entities and currencies: CPBF (24%), CPBB (16%), other Commercial and Personal Banking (20%), Global Banking (23%), Securities Services (11%) and IPS (5%)
- **Deposits diversified by client segment**: 45% from retail deposits, of which ~2/3 insured; 43% from corporates, of which 19% operational; and 12% from financial clients¹, of which 78% operational

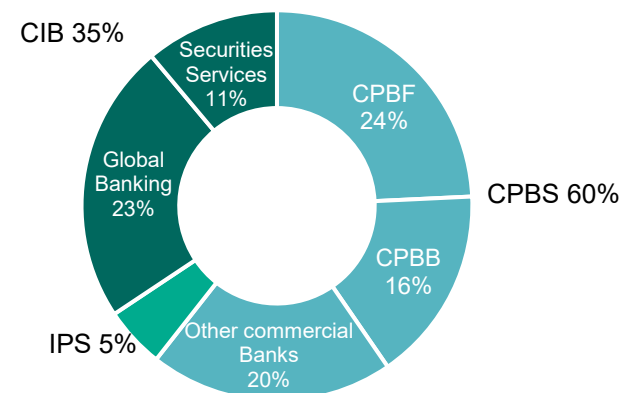
— Disciplined, prudent and proactive management

- **Measures and monitoring done at various levels** (consolidated, sub-consolidated and by entity): by currencies, on horizons from 1 day to +20 years; using internal and regulatory metrics; and based on normal and stressed conditions
- **Indicators integrated into the operating management of business lines** (budgetary process, customer follow-up, origination, pricing, etc.)

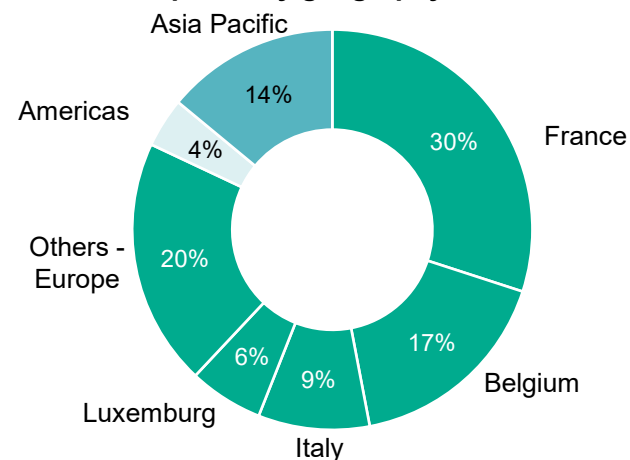
— High level of high-quality liquid assets (HQLA) (€388bn as of 31.03.25)

- Of which 46% in deposits at central banks; and
- And 54% in mostly "level 1" debt securities

— Breakdown of deposits by business line as of 31.03.25

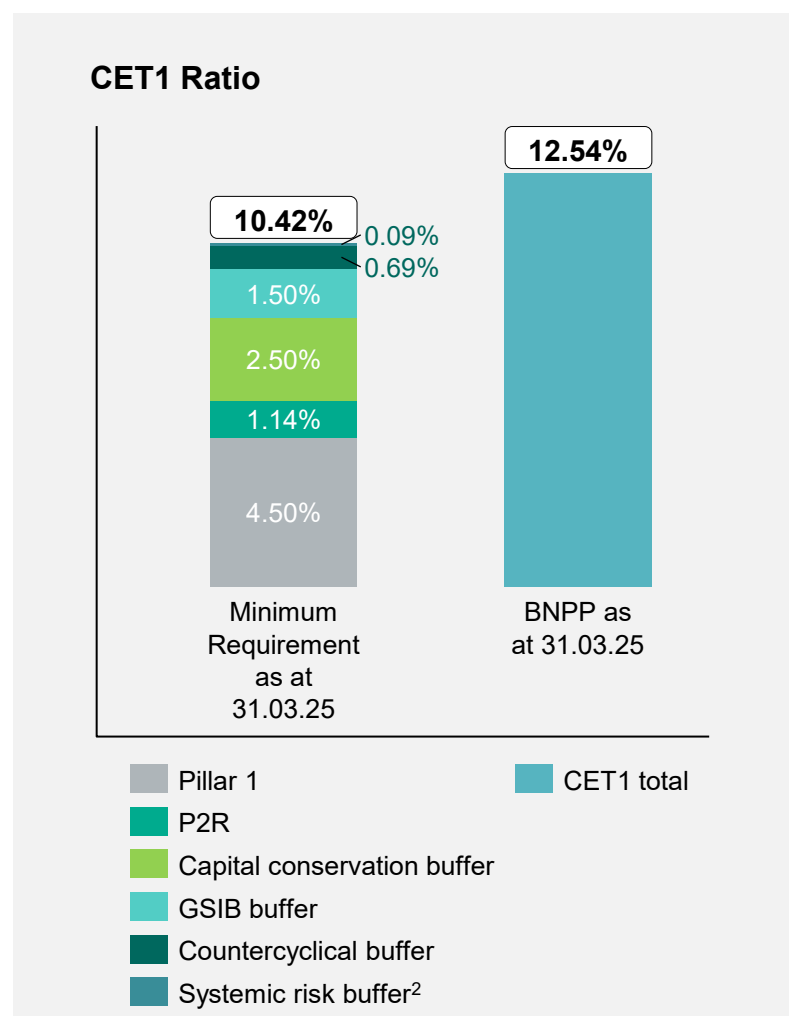


— Breakdown of deposits by geography as of 31.03.25



1. Excluding non-operational deposits under one month

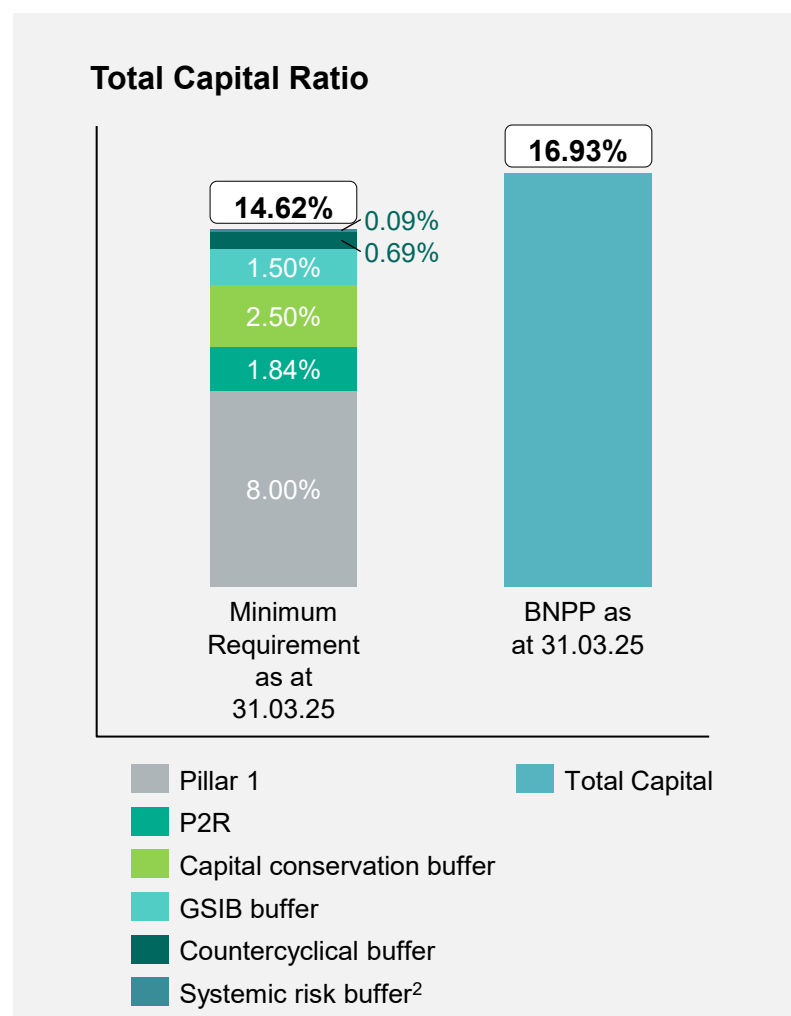
CET1 | 31.03.25 – CET1 ratio well above requirement



- CET1 ratio requirement¹
10.42% of RWA as of 31.03.25
 - Of which Pillar 2 requirement (P2R) of 1.14%
 - Of which Conservation buffer of 2.50% and G-SIB buffer of 1.50%
 - Of which Countercyclical capital buffer of 0.69%
 - Of which Systemic risk buffer of 0.09%²
 - Excluding Pillar 2 guidance (P2G), non public
- CET1 ratio³ of 12.5% as at 31.03.25,
~ 212 bps above 31.03.25 regulatory requirement

1. Including countercyclical capital buffer of 69 bps as at 31.03.25; 2. Systemic risk buffer in Belgium since 1 April 2024 equivalent to 6% of RWA for the retail exposures secured by residential real estate located in Belgium (reciprocity measure taken by HCSF on 10 February 2025) 3. Calculated on €783bn RWA as at 31.03.25, including transitional arrangements allowed in the Art. 495 of CRR (2024/1623)

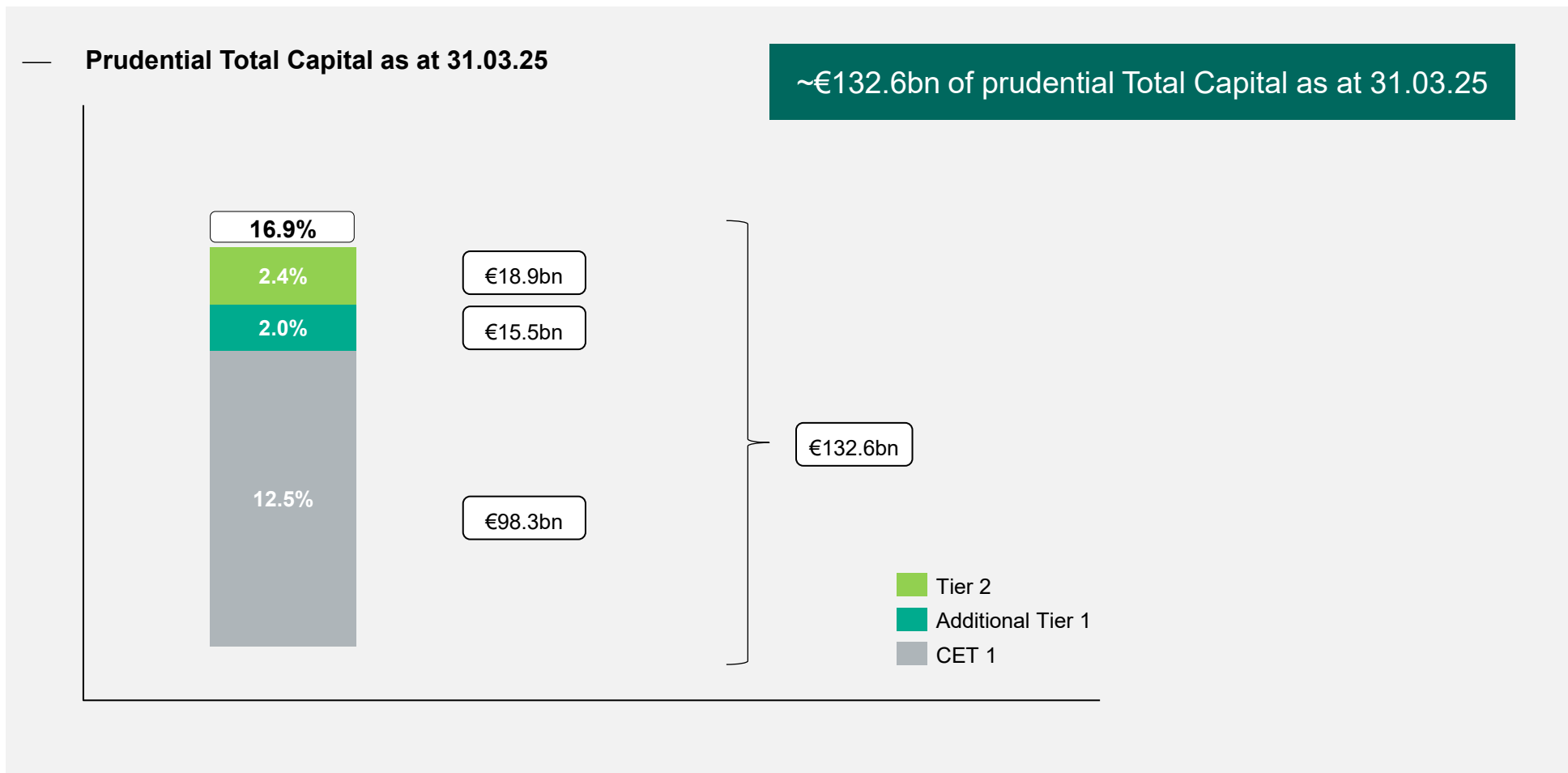
TOTAL CAPITAL | 31.03.25 – Total Capital ratio well above requirement



- **Total capital ratio requirement¹**
14.62% of RWA as of 31.03.25
 - Of which Pillar 2 requirement (P2R) of 1.84%
 - Of which Conservation buffer of 2.50% and G-SIB buffer of 1.50%
 - Of which Countercyclical capital buffer of 0.69%
 - Of which Systemic risk buffer of 0.09%²
 - Excluding Pillar 2 guidance (P2G), non public
- **Total capital ratio³ of 16.9% as at 31.03.25,**
~231bps above 31.03.25 regulatory requirement
- **AT1 and Tier 2 at 4.4% of RWA**
 - Of which Additional Tier 1 layer at 2.0%
 - Of which Tier 2 layer at 2.4%

1. Including countercyclical capital buffer of 69 bps as at 31.03.25; 2. Systemic risk buffer in Belgium since 1 April 2024 equivalent to 6% of RWA for the retail exposures secured by residential real estate located in Belgium (reciprocity measure taken by HCSF on 10 February 2025) 3. Calculated on €783bn RWA as at 31.03.25, including transitional arrangements allowed in the Art. 495 of CRR (2024/1623)

PRUDENTIAL TOTAL CAPITAL | 31.03.25



MREL RATIO | Requirements as at 31.03.25 – MREL and subordinated MREL

— MREL requirements⁵ as at 31.03.25:

- 22.64% of RWA (27.42% of RWA including the combined buffer requirement¹)
- 5.91% of leverage exposure

— Subordinated MREL requirements⁵ as at 31.03.25:

- 14.52% of RWA (19.30% of RWA including the combined buffer requirement¹)
- 5.86% of leverage exposure

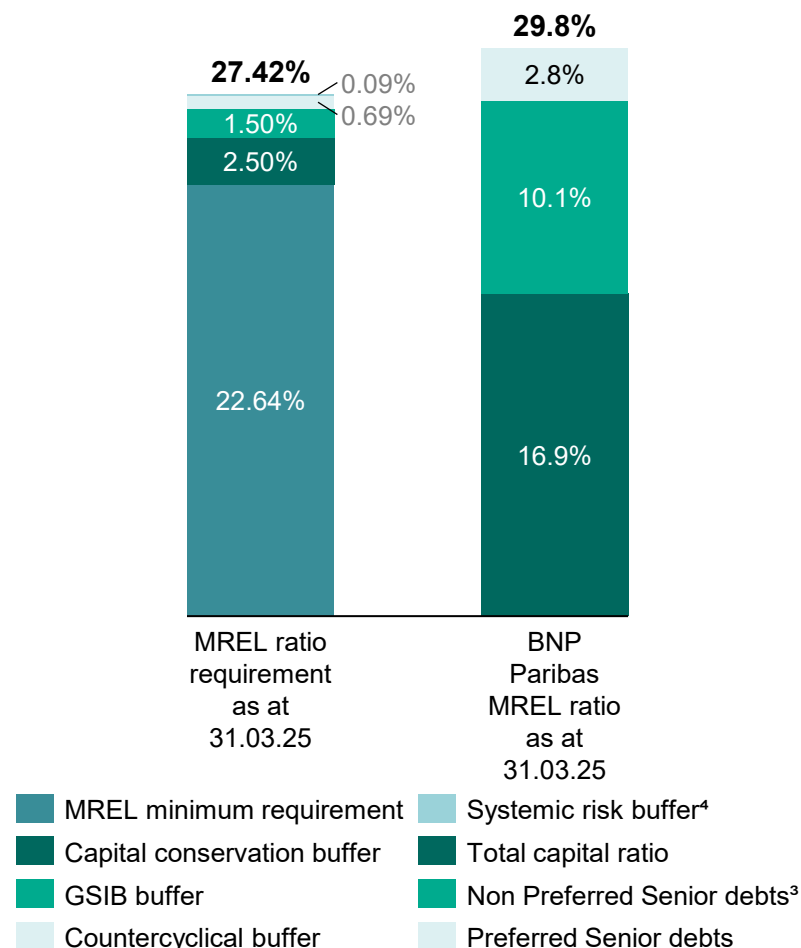
— BNP Paribas MREL ratio as at 31.03.25

- 29.8% of RWA²:
 - 16.9% of Total capital
 - 10.1% of Non Preferred senior debt³
 - 2.8% of Preferred senior debt
- 9.0% of leverage exposure

— BNP Paribas subordinated MREL ratio as at 31.03.25

- 27.1% of RWA²
- 8.2% of leverage exposure

— MREL ratios



1. Combined buffer requirement of 4.78% as at 31.03.25; 2. Calculated on €783bn RWA as at 31.03.25, including transitional arrangements allowed in the Art. 495 of CRR (2024/1623); 3. Principal amount outstanding and other regulatory adjustments, including amortised portion of Tier 2 instruments; 4. Systemic risk buffer in Belgium since 1 April 2024 equivalent to 6% of RWA for the retail exposures secured by residential real estate located in Belgium (reciprocity measure taken by HCSF on 10 February 2025); 5. The 2025 updated MREL requirements have been detailed in the press release dated 12 June 2025 published on the following link: <https://invest.bnpparibas/document/2025-mrel-requirements-notification>

TLAC RATIO | ~430 bps above the requirement based on RWA without calling on the preferred senior debt allowance as at 31.03.25

— TLAC requirement as at 31.03.25: 22.78% of RWA

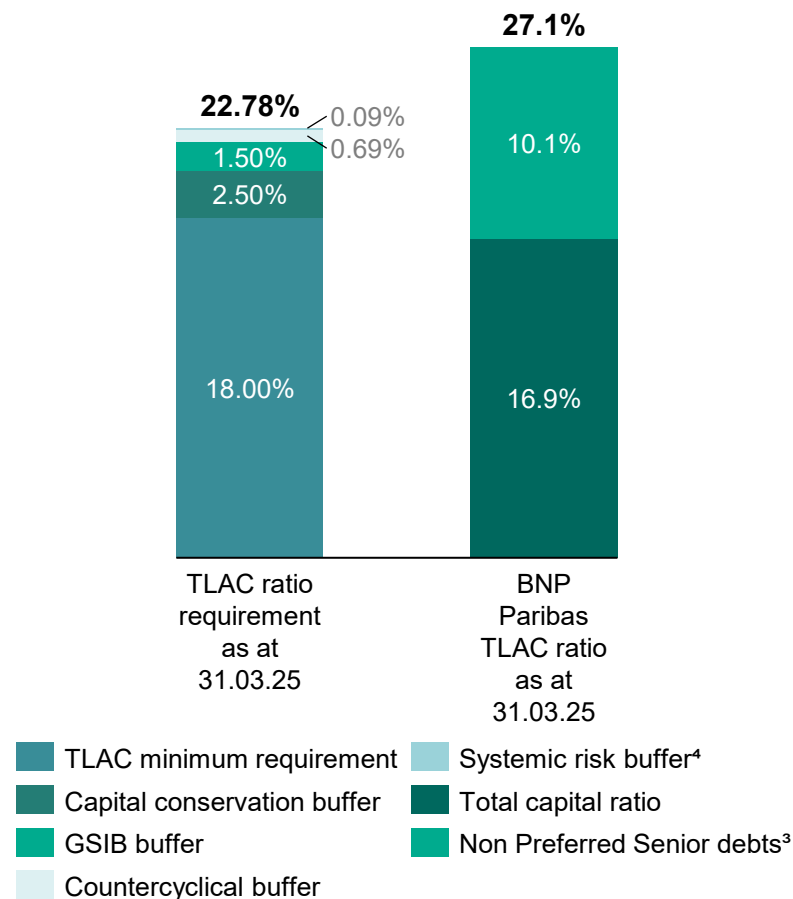
- Including capital conservation buffer, G-SIB buffer, countercyclical capital buffer (69 bps), systemic risk buffer (6 bps)

— TLAC requirement as at 31.03.25: 6.75% of leverage exposure

— BNP Paribas TLAC ratio as at 31.03.25¹

- **27.1% of RWA²:**
 - 16.9% of total capital as at 31.03.25
 - 10.1% of Non Preferred Senior debt³
 - Without calling on the Preferred Senior debt allowance
- **8.2% of leverage exposure**

— TLAC ratios



In % of RWA

1. In accordance with Regulation (EU) No. 2019/876, Article 72b paragraphs 3 and 4, some Preferred Senior debt instruments (amounting to 21,650 million euros as at 31 March 2025) are eligible within the limit of 3.5% of risk-weighted assets; BNP Paribas did not use this option as at 31 March 2025; 2. Calculated on €783bn RWA as at 31.03.25, including transitional arrangements allowed in the Art. 495 of CRR (2024/1623); 3. Principal amount outstanding and other regulatory adjustments, including amortised portion of Tier 2 instruments; 4. Systemic risk buffer in Belgium since 1 April 2024 equivalent to 6% of RWA for the retail exposures secured by residential real estate located in Belgium (reciprocity measure taken by HCSF on 10 February 2025)



MDA | Distance to MDA restrictions as at 31.03.25

Capital requirements as at 31.03.25¹:

- CET1: 10.42%
- Tier 1: 12.22%
- Total Capital: 14.62%

Leverage requirement as at 31.03.25: 3.85%

MREL requirement as at 31.03.25: 27.39%

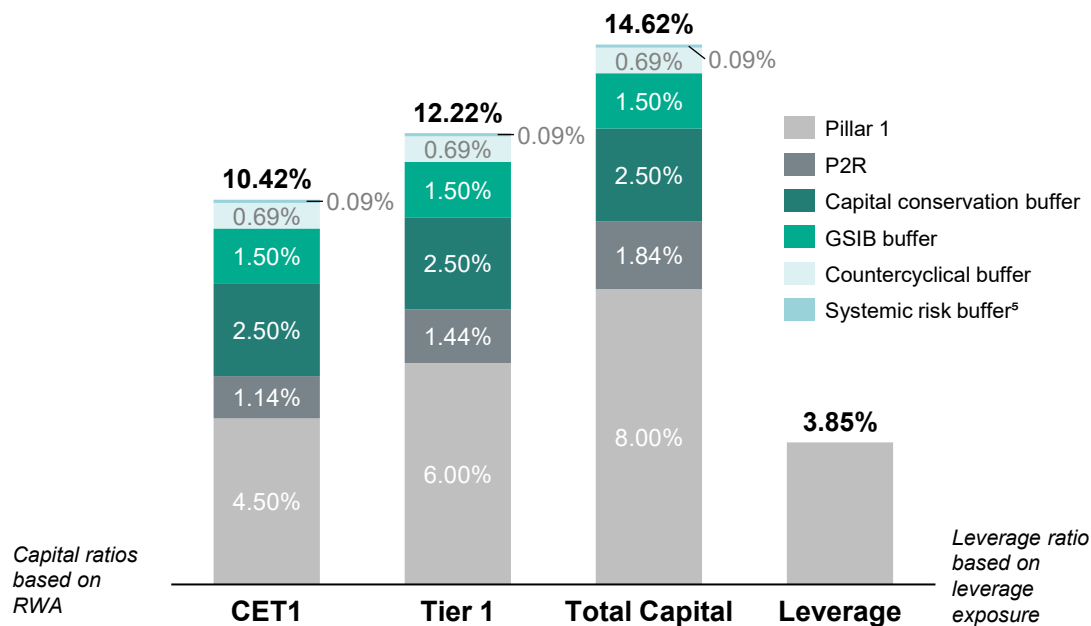
- Significant distance to M-MDA

Distance as at 31.03.25 to Maximum Distributable Amount restrictions², equal to the lowest of the calculated amounts: €14 bn

BNP Paribas ratios as at 31.03.25

Distance as of 31.03.25 to Maximum Distributable Amount restrictions²

Capital and leverage requirements as at 31.03.25¹



12.5 %

17 bn€³

14.5 %

18 bn€³

16.9 %

18 bn€³

4.4 %

14 bn€⁴



1. Including countercyclical capital buffer of 69 bps as at 31.03.25; 2. As defined by the Article 141 of CRD5; 3. Calculated on €783bn RWA as at 31.03.25, including transitional arrangements allowed in the Art. 495 of CRR (2024/1623); 4. Calculated on €2,601bn leverage exposures as at 31.03.25; 5. Systemic risk buffer in Belgium since 1 April 2024 equivalent to 6% of RWA for the retail exposures secured by residential real estate located in Belgium (reciprocity measure taken by HCSF on 10 February 2025)



BNP PARIBAS

The bank for a changing world

AT1 Presentation – June 2025 | 18

MEDIUM/LONG-TERM REGULATORY FUNDING

Regulatory issuance plan 2025 of €22.5bn¹

~75% of the 2025 regulatory issuance plan realised as of June 13th 2025

Capital instruments regulatory issuance plan for 2025¹

€6.5bn²

- **Capital instruments:**

- **Tier 2: €4.0bn already issued⁴, including:**

- €1.00bn, 10.5NC5.5 mid-swap€+155bps
 - €1.50bn, 12NC7 mid-swap€+165bps
 - €1.00bn, 10.5NC5.5, mid-swap€+180bps
 - £400m, 10.8NC5.8, UK Gilt+180bps

Senior medium-long term regulatory issuance plan for 2025¹

€16.0bn³

- **Senior Debt: €12.5bn already issued⁴, including:**

- **Non-Preferred Senior debt:**

- \$1.25bn, 6NC5, US Treasuries+135bps
 - \$1.60bn, 4NC3, US Treasuries+120bps
 - \$400m, 4NC3, SOFR+143bps
 - €1.50bn, 11NC10, mid-swap€+150bps
 - €750m, 4NC3, €3m+75bps
 - €1.75bn, 6NC5, mid-swap€+120bps
 - CHF260m, 6y bullet, green bond, CHF mid-swap+115bps
 - \$2.25bn, 8NC7, US Treasuries+127bps

- **Preferred Senior debt:**

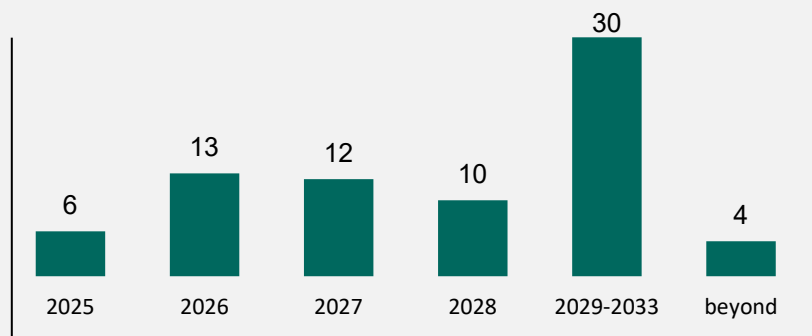
- €1.25bn, 5NC4, mid-swap€+80bps

1. Subject to market conditions and regulatory developments, indicative amounts; 2. Including a majority of Tier 2 debt; 3. Including a majority of Non-Preferred Senior debt. 4. Valuation in € based on historical FX rates for cross-currency swapped issuances and on trade date for others

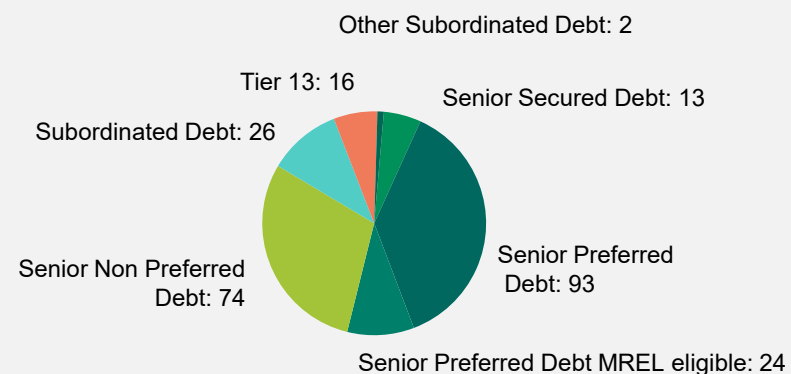
FUNDING | Medium/Long Term Funding Outstanding

Active management of the wholesale funding structure

Economic maturities of Senior Non Preferred debt¹



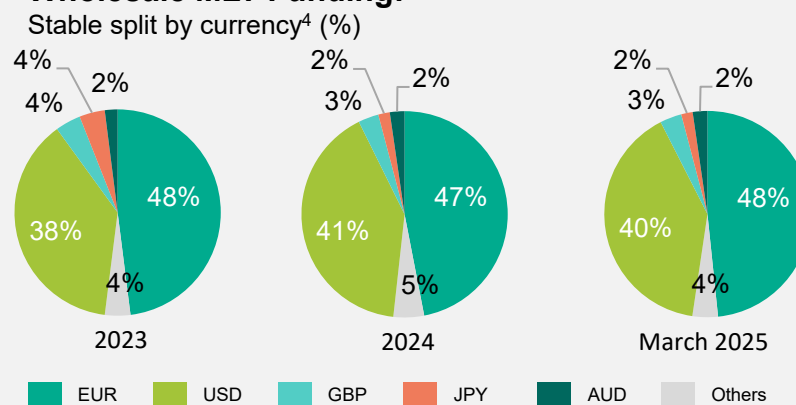
Wholesale MLT funding outstanding breakdown (€248bn) in bn€



Evolution of existing Tier 1 and Tier 2 debt (as at 31.03.25; eligible or admitted to grandfathering)²

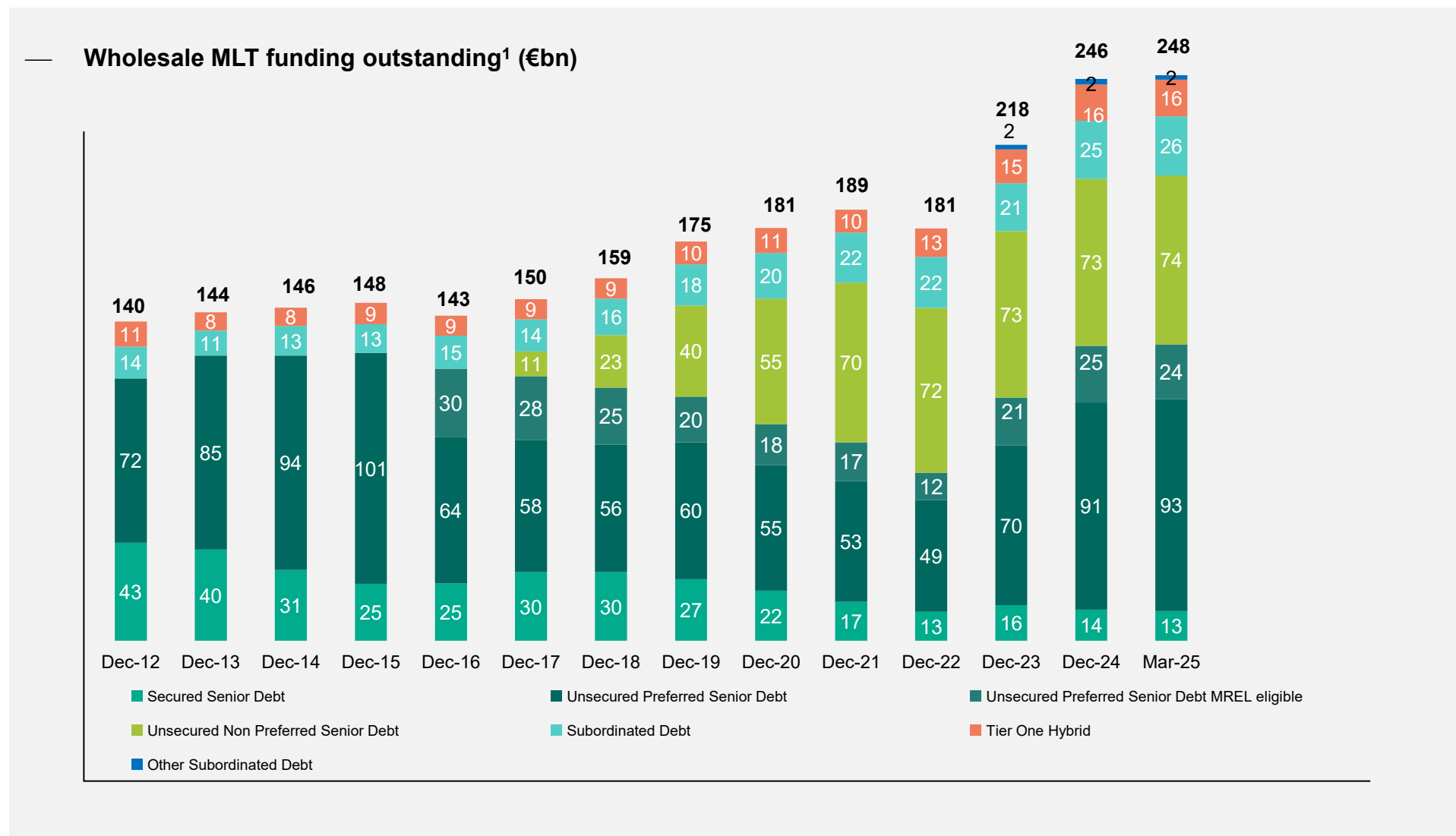
€bn	01.01.25	01.01.26	01.01.27
AT1	16	15	15
T2	23	21	18

Wholesale MLT Funding:



1. The economic maturity is defined as either the contractual maturity or the next call date when the instrument has an early redemption option; carrying amount; figures as of 31.03.2025; 2. Maturity schedule taking into account prudential amortisation of existing instruments as at 01.04.25, excluding future issuances, assuming callable institutional instruments are called at the first call date, and taking into account the grandfathering phasing out; 3. Accounting figures of debt qualified prudentially as Tier 1 booked as deeply subordinated debt or as equity; 4. Issuance currency

MEDIUM/LONG-TERM REGULATORY FUNDING



1. Source: ALMT funding, Until 2021, nominal amounts of issuances, valued at end of quarter, except for Tier 1 valued at historical FX rate. Since 2022, carrying amounts.



BNP PARIBAS LONG-TERM DEBT RATINGS BY DEBT CATEGORY

As of 17 April 2025

	Standard & Poor's	Moody's	Fitch Ratings	DBRS
Senior Preferred	A+	A1	AA-	AA (Low)
Senior Non Preferred	A-	Baa1	A+	A (High)
Tier 2	BBB+	Baa2	A-	A
Additional Tier 1	BBB-	Ba1	BBB	NA
Outlook	Stable	Stable	Stable	Stable

Any rating action may occur at any time



RESULTS

1ST QUARTER 2025

24 APRIL 2025



BNP PARIBAS

The bank for a changing world

SECTION 1

Key points



BNP PARIBAS

The bank for a changing world

1ST QUARTER 2025 | Our operating divisions delivered a very strong performance

		1Q25 (€m)	Chg. vs. 1Q24
Strong revenue growth <i>Operating divisions: +6.1% vs. 1Q24</i>	— Revenues	12,960	+3.8%
<ul style="list-style-type: none"> • A record quarter at CIB (+12.5%) • Good performance at CPBS (+1.2%) • Excellent quarter at IPS (+6.6%) 			
Cost control • Jaws effects for operating divisions: +1.9 pts	— Operating expenses	8,257	+4.0%
Cost of risk¹ moderate thanks to the strength of the client franchises	— Cost of risk ¹	33 bps	+4 bps
Operating income <i>Operating divisions: +6.7% vs. 1Q24</i>	— Operating Income	3,922	+0,3%
Net income, Group Share in line with the trajectory Reminder: high level of exceptional items in 1Q24	— Net income ²	2,951	-4.9%
Net Tangible Book Value per share	— TBV ³	€95.8	+5.6%
A very solid financial structure	— CET1	12.4%	

Distribution of earnings* in 2025

2024 dividend (€4.79): payment on 21 May 2025; **Interim 2025 dividend:** payment on 30 September 2025
Share buyback (€1.08bn): ECB authorisation obtained; launch set for 2Q25⁴

1st quarter 2025 performance of operating divisions in line with the projected 2024-2026 growth trajectory

*2024 dividend: subject to approval by the Annual General Meeting (AGM) of 13 May 2025

OUTLOOK | We confirm our 2024-2026 growth and profitability trajectory

1	2	3	4	5	
Revenues	Jaws effect	Cost of risk ¹	Net income ²	EPS ³	CET1 ratio, pre-FRTB ~12.3%
> +5% 24-26 CAGR ⁴	~+1.5 pts on average per year	< 40 bps	> +7% 24-26 CAGR ⁴	> +8% 24-26 CAGR ⁴	

Our growth levers are in place

CIB

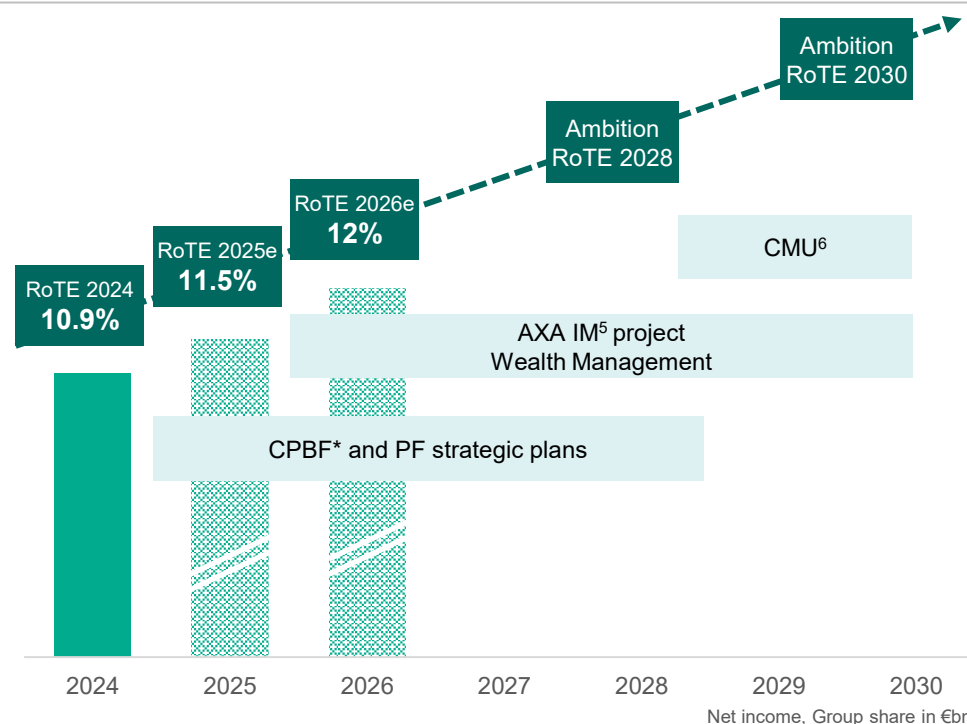
- A cutting-edge platform and powerful growth engine
- Continued gains in market share thanks to the strength of the diversified client-franchise, a low risk profile and optimised capital

CPBS

- New strategic plan* for CPBF and extension of the Personal Finance plan to 2028, resulting in an expected impact on Group RoTE of +1%, including +0.5% by 2026
- Commercial & Personal Banking revenues driven by the new interest rate environment, with CAGR ~+4% in 2024-2026. >+3% euro zone trajectory confirmed for 2025

IPS

- Continued strong organic growth dynamics in Insurance, Asset Management, and Wealth Management
- In addition, strong acceleration driven by external growth: AXA IM⁵ project, Wealth Management, and Life Insurance



Our diversified model, our growth levers and our cycle-proof resilience constitute advantages in the current environment

*The plan has been presented to the works council for consultation



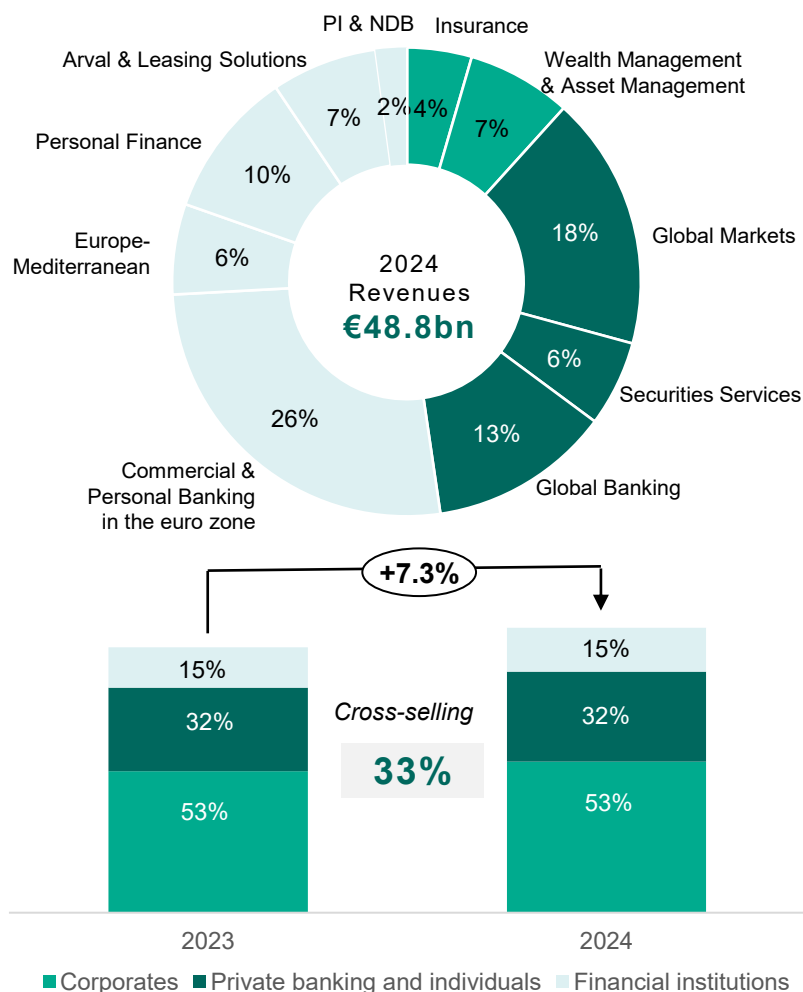
BNP PARIBAS

The bank for a changing world

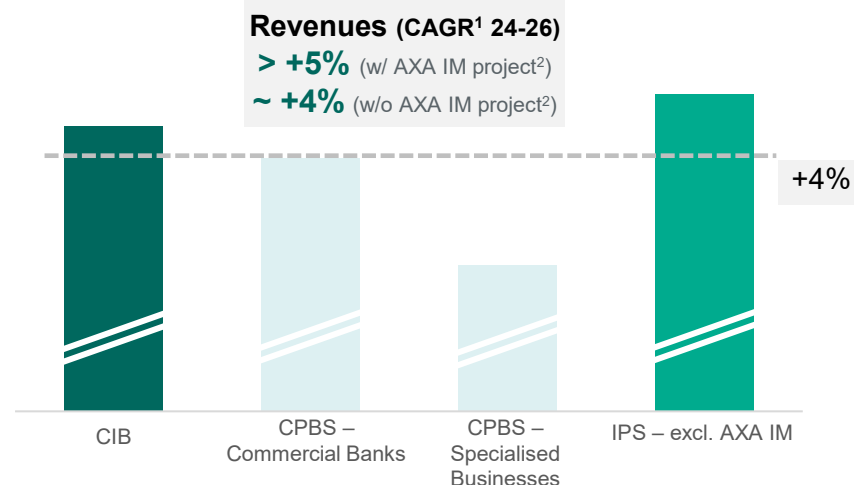
AT1 Presentation – June 2025 | 26

OUTLOOK | Our three divisions contribute to our growth trajectory by perfectly positioning us to support a Europe that is reinvesting

Our scaled-up platforms perfectly position us to support a Europe that is reinvesting



Our three divisions contribute to our 2024-2026 growth trajectory



Europe reinvests: March 2025 saw the launch of new commitments and the acceleration of the SIU

Reinvestment plan in Germany

voted on 18 March 2025
€1,000bn – €1,500bn
 2025-2035

Readiness 2030 Plan

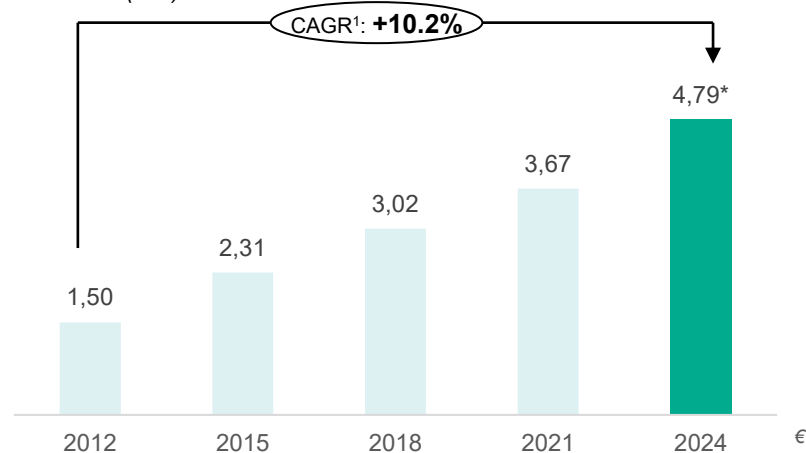
White Paper for European Defence
€800bn
 2025-2030

Release by the European Commission
 of the Savings and Investments Union (SIU) strategy
 on 19 March 2025

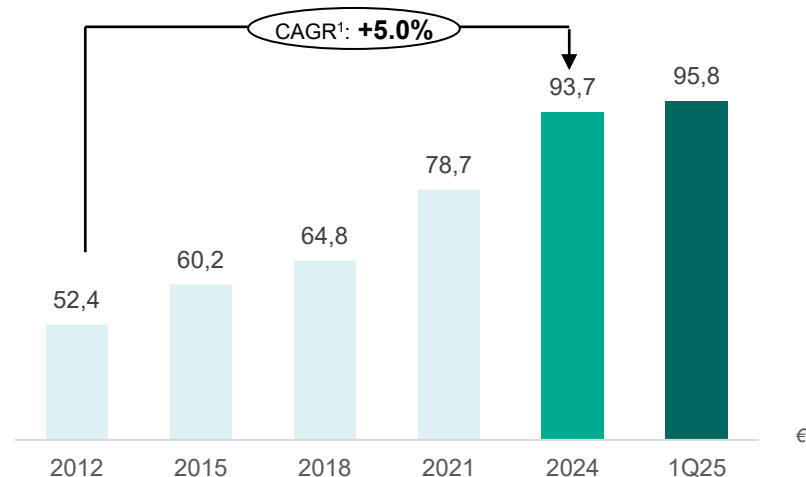
OUTLOOK | Our through-the-cycle resilience and our prudent risk management are advantages in an uncertain environment

Our resilient model combines regular growth with distributions to shareholders...

Dividends (in €)



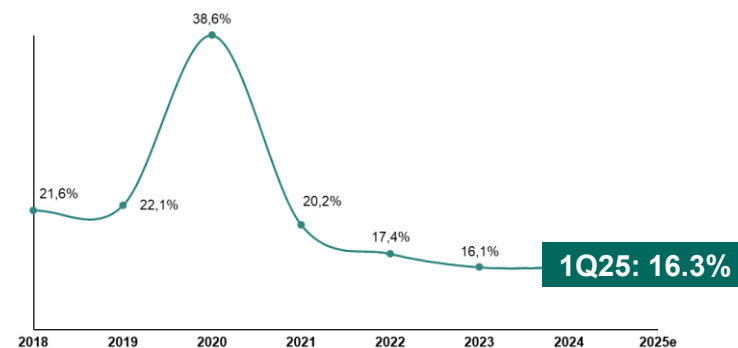
...and an increase in our Net Tangible book value per share²



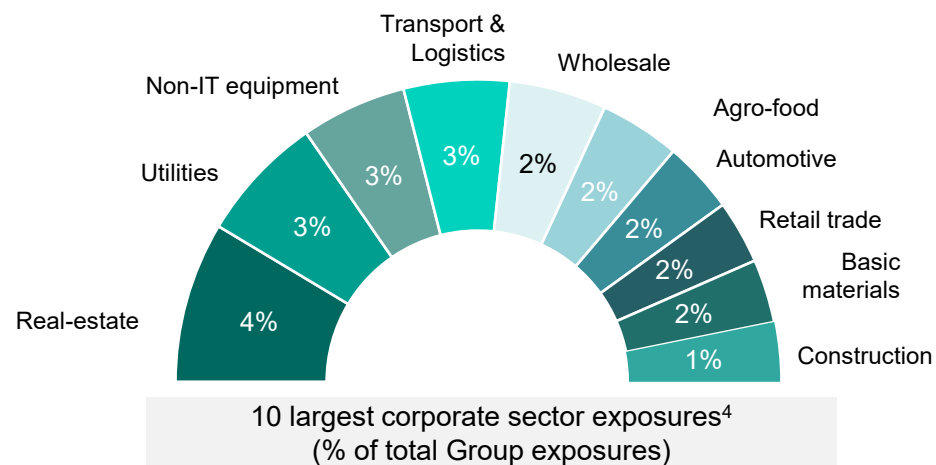
*subject to General Meeting approval on 13 May 2025

Our prudent through-the-cycle risk management...

Cost of risk³ / GOI (%)



... and diversification of our credit exposures by sector are advantages in an uncertain environment



BNP PARIBAS

The bank for a changing world

AT1 Presentation – June 2025 | 28

SECTION 2

1Q25 results Group



BNP PARIBAS

The bank for a changing world

PROFIT & LOSS STATEMENT

Profit & loss statement (€m)	1Q25	1Q24	Chg. vs. 1Q24
Net banking income (NBI)	12,960	12,483	+3.8%
Operating expenses	-8,257	-7,937	+4.0%
Gross operating income	4,703	4,546	+3.5%
Cost of risk	-766	-640	+19.7%
Other net losses for risks on financial instruments ¹	-15	-5	n.s.
Operating income	3,922	3,901	+0.5%
Non-operating items	318	462	-31.2%
Pre-tax income	4,240	4,363	-2.8%
Tax	-1,149	-1,166	-1.5%
Net income, Group share	2,951	3,103	-4.9%




EXCEPTIONAL ITEMS

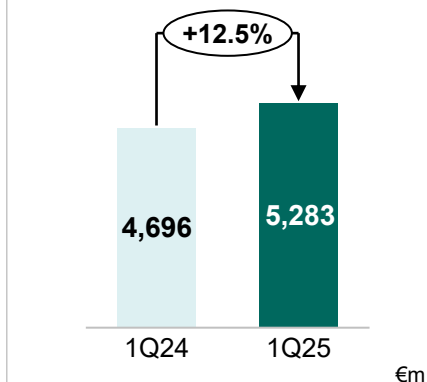
Exceptional items (€m)	1Q25	1Q24
Total revenues (a)	–	–
Restructuring costs and adaptation costs (Corporate Centre)	-22	-29
IT reinforcement costs (Corporate Centre)	-85	-74
Total operating expenses (b)	-106	-103
Reconsolidation of activities in Ukraine ¹ (Corporate Centre)		+226
Capital gain on divestment of Personal Finance activities in Mexico (Corporate Centre)		+118
Revaluation of an equity stake (Insurance)	+168	
Total other non-operating items (c)	+168	+344
Total exceptional items (pre-tax) (a) + (b) + (c)	+62	+241
Total exceptional items (after-tax)	+88	+265
<i>Of which reconsolidation of activities in Ukraine¹ (Corporate Centre)</i>		+226
Effects of the hyperinflation situation in Türkiye²		
Impact on pre-tax income	-94	-107
Impact on Net income, Group share	-75	-106



REVENUES | 1Q25 is driven by solid business performance in each division



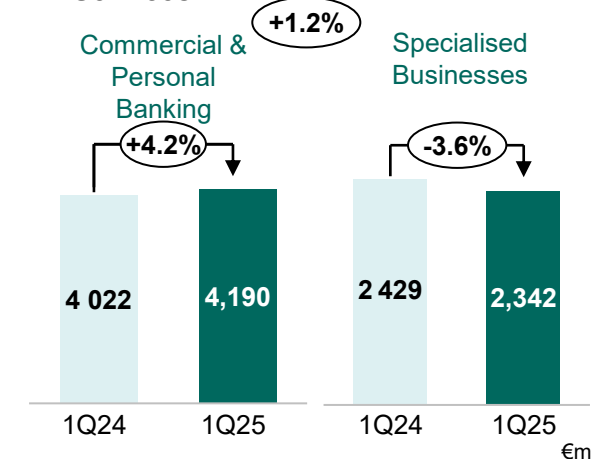
Corporate & Institutional Banking



A record-breaking quarter at CIB

- **Global Banking** (+4.5%): increase driven by Capital Markets; dynamic growth at Transaction Banking
- **Global Markets** (+17.3%): very strong growth at Equity & Prime Services (+42.1%); growth at FICC (+4.4%) driven by macro activities
- **Securities Services** (+13.4%): increase driven by fees (on outstandings and transactions) and net interest margin

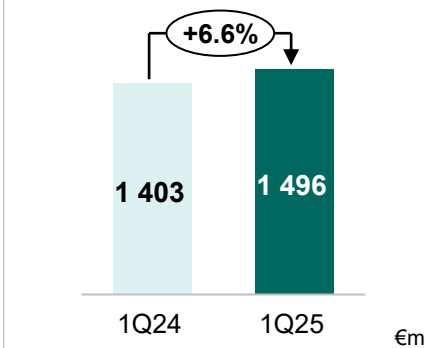
Commercial, Personal Banking & Services²



Revenues up slightly at CPBS (+1.2%) driven by Commercial & Personal Banking (+4.2%)

- **Commercial & Personal Banking**: increase in deposits (+1.9%) and loans (+0.8%). Positive trends in the euro zone (+0.6%) and strong increase at Europe-Mediterranean (+19.5%)
- **Arval & Leasing Solutions** (-11.8%): impact of the normalisation of used-car prices. Strong increase in organic revenues at Arval (+12.3%*) and in Leasing Solutions revenues (+6.1%)
- **Personal Finance (core)** (+2.0%): increase driven by higher volumes and an increase in the production margin
- Strong growth at **New Digital Businesses** and **Personal Investors** (+0.1%; 13.1% at constant scope and exchange rates)

Investment & Protection Services



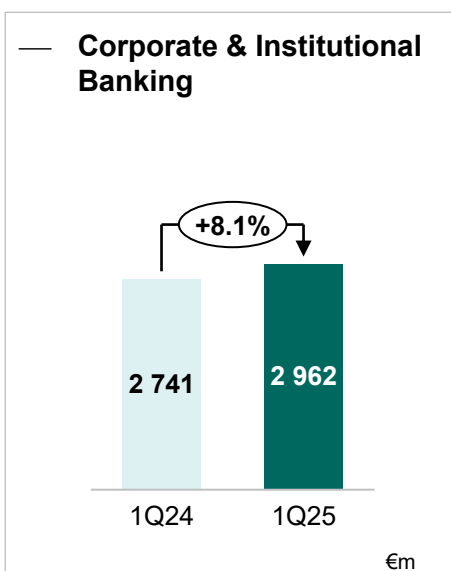
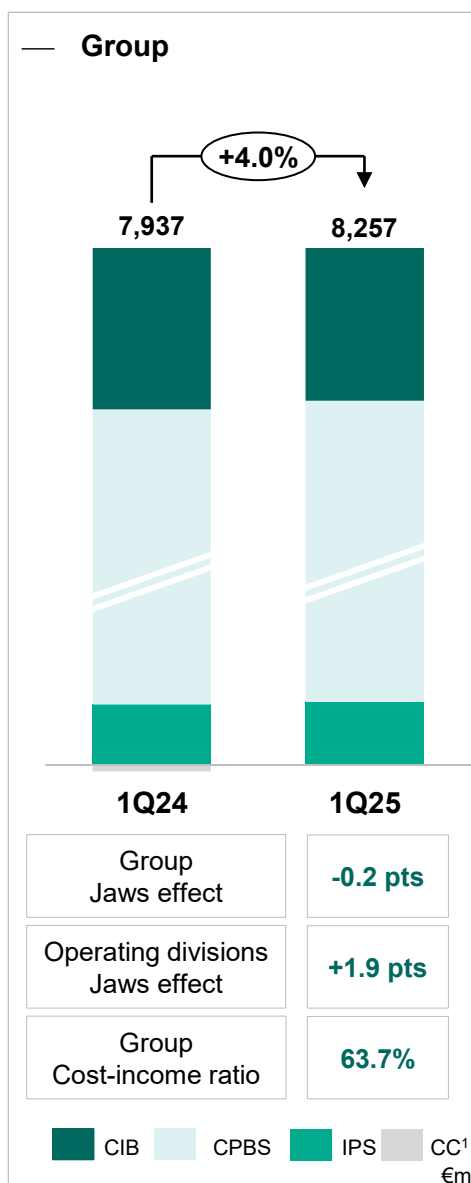
Very good quarter at IPS (+6.6%) driven by Insurance, Asset Management and Wealth Management

- **Insurance** (+4.1%): strong growth in revenues, driven mainly by the growth in Savings in France
- **Wealth Management** (+10.7%): strong growth in revenues, with an increase in fees
- **Asset Management** (+5.9%): increase in fees on the back of market performance effect and good performance of financial investments

*Excluding Exceptional items in 1Q25

OPERATIONAL

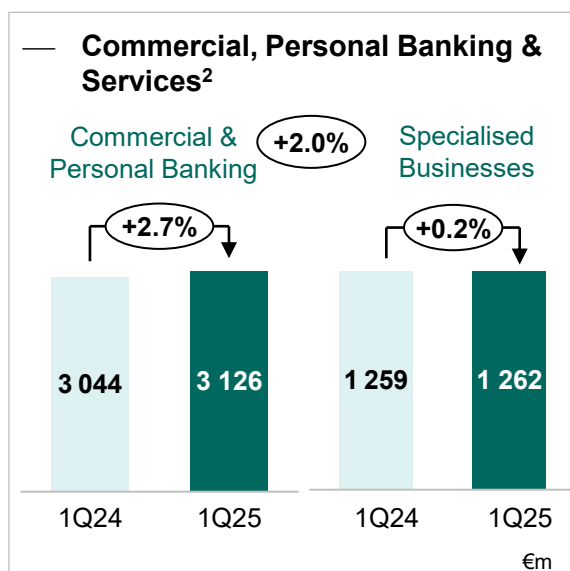
EFFICIENCY | Positive jaws effect at Commercial & Personal Banking, CIB and IPS



Jaws effect: +4.4 pts

Increase in operating expenses in support of growth

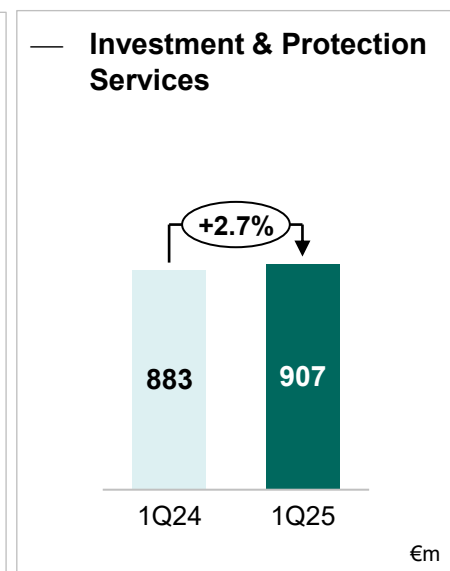
- **Global Banking:** operating expenses up (+4.6%). Neutral jaws effect; cost-income ratio at an almost record low level
- **Global Markets:** operating expenses up by +11.8% in support of business activity; very positive jaws effect (+5.5 pts)
- **Securities Services:** very positive jaws effect (+10.9 pts)



Jaws effect: -0.7 pt

Operating expenses up by +2.0%

- **Commercial & Personal Banking:** stable operating expenses and positive jaws effect of +0.9 pt in the euro zone. Increase (+17.7%) due to high inflation and a positive jaws effect of +1.8 pt at Europe-Mediterranean
- **Specialised Businesses:** stable operating expenses (+0.2%); positive jaws effects at Personal Finance Core (+2.3 pts), Leasing (+2.6 pts), and NDB & Personal Investors (+9.1 pts; +13.1 pts at constant scope and exchange rates)



Jaws effect: +3.9 pts

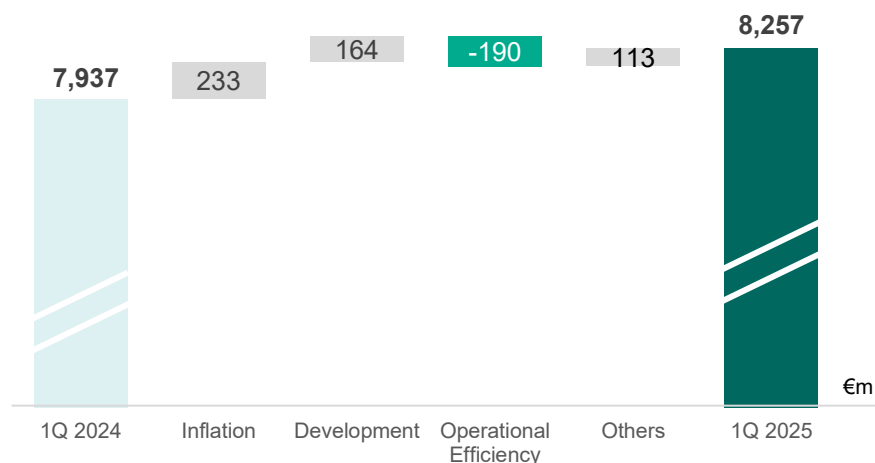
Moderate increase in IPS operating expenses (+2.7%) in support of growth and development

- Control of operating expenses while supporting business growth
- Very positive jaws effect in Insurance, Wealth and Asset Management

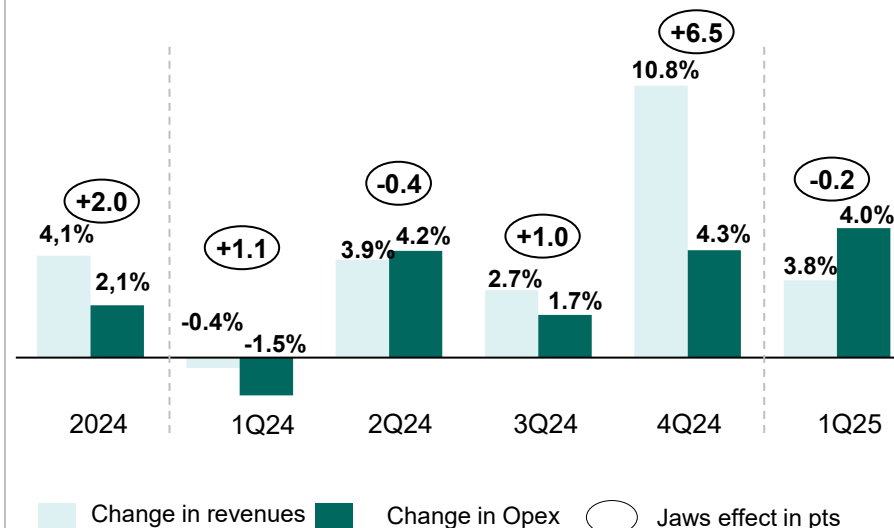
OPERATIONAL EFFICIENCY |

Cost savings achieved are in-line with the announced trajectory

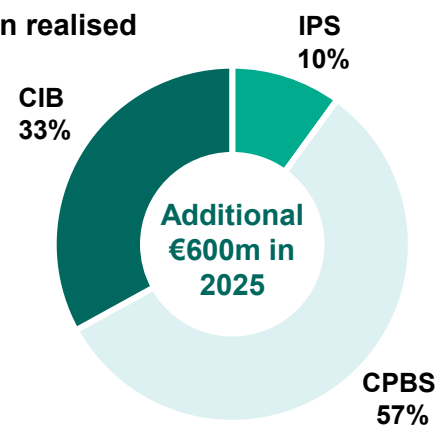
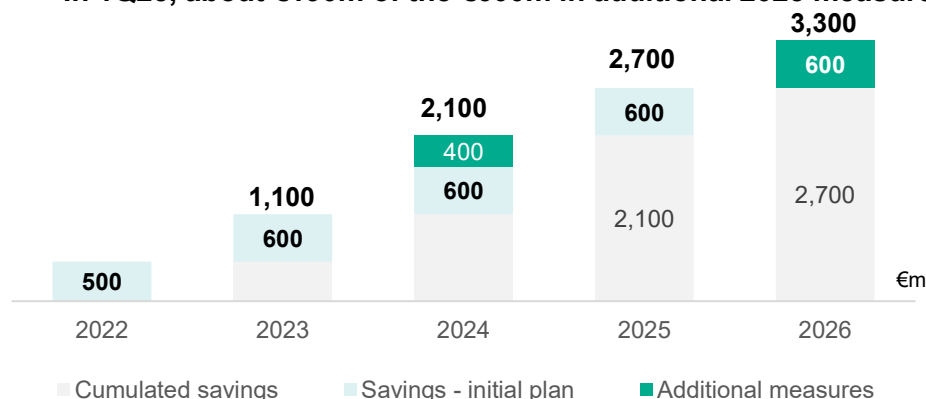
— 1Q25 operating efficiency measures helped absorb the impact of inflation. The jaws effect of operating divisions stands at +1.9 pts



— We confirm our jaws effect target of +1.5 pts per year in 2025 and 2026



— In 1Q25, about €190m of the €600m in additional 2025 measures have been realised



Main measures implemented:

Personal Finance adaptation plan
Ongoing optimisation of sourcing and decrease in external spending in 2024 vs. 2023
Ongoing deployment of Shared Service Centres: +2,200 FTEs since 2023¹



BNP PARIBAS

The bank for a changing world

AT1 Presentation – June 2025 | 34

COST OF RISK | Cost of risk is kept under control thanks to the quality and diversification of the credit portfolio

1Q25 illustrates our prudent and proactive risk culture

Cost of risk ¹ / customer loans outstanding	33 bps	Stock of provisions	€18.4bn o.w. €4.1bn stages 1 & 2
Doubtful loans / gross outstandings*	1.6%	Stage 3 coverage ratio*	69.6%

* Details in the appendix

Limited exposure to sensitive sectors

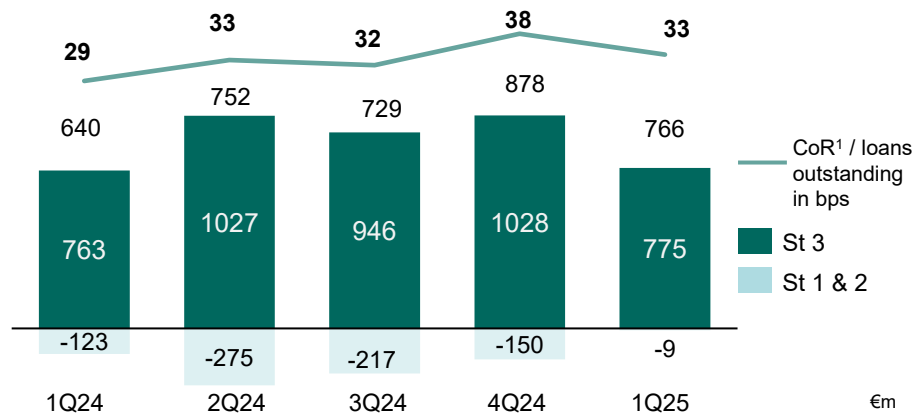
Commercial real estate:

- **3.7%** of total gross exposure²,
- or €67.3bn; ~51.1% of counterparties are rated Investment Grade³
- 3.6% of gross exposure classified as non-performing
- > 92% of exposure is in Europe

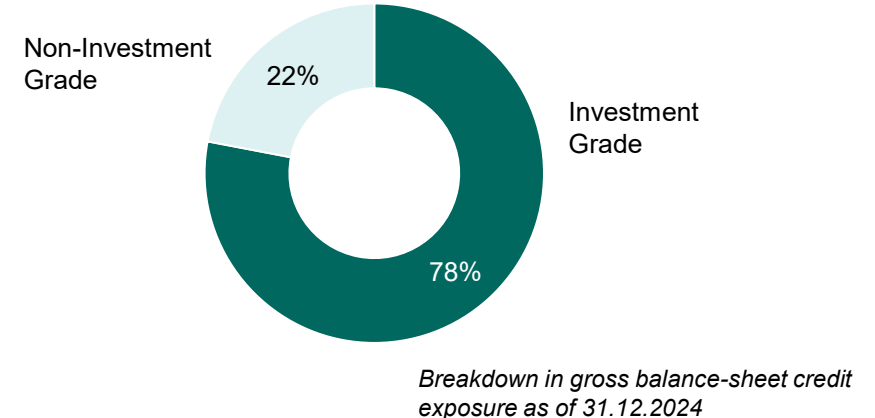
Leveraged financing⁴:

- **0.7%** of total gross exposure³
- or €13.0bn

Quarterly changes in provisions and cost of risk

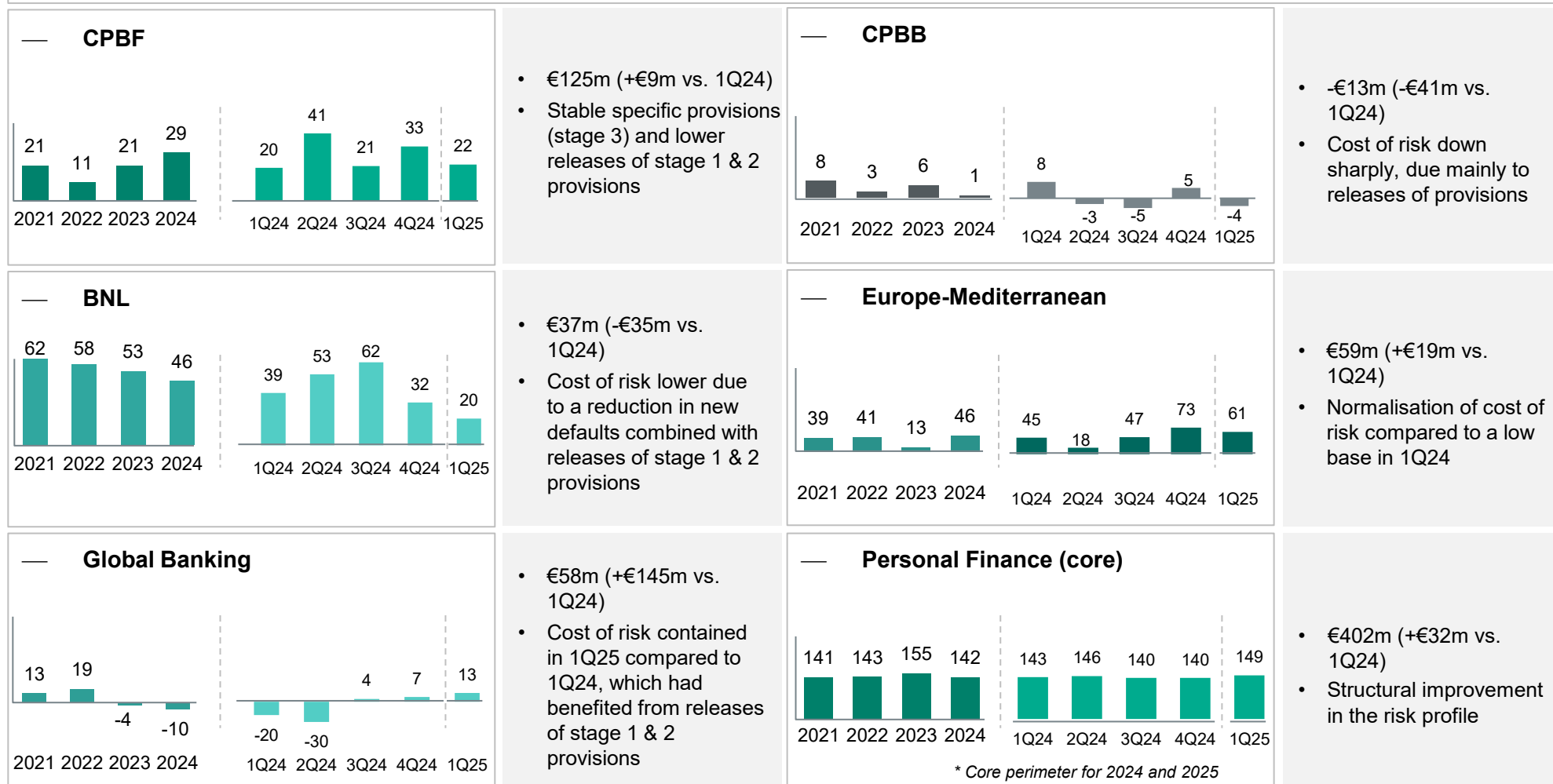


The strength of our client-franchises⁵ is an advantage in the current environment



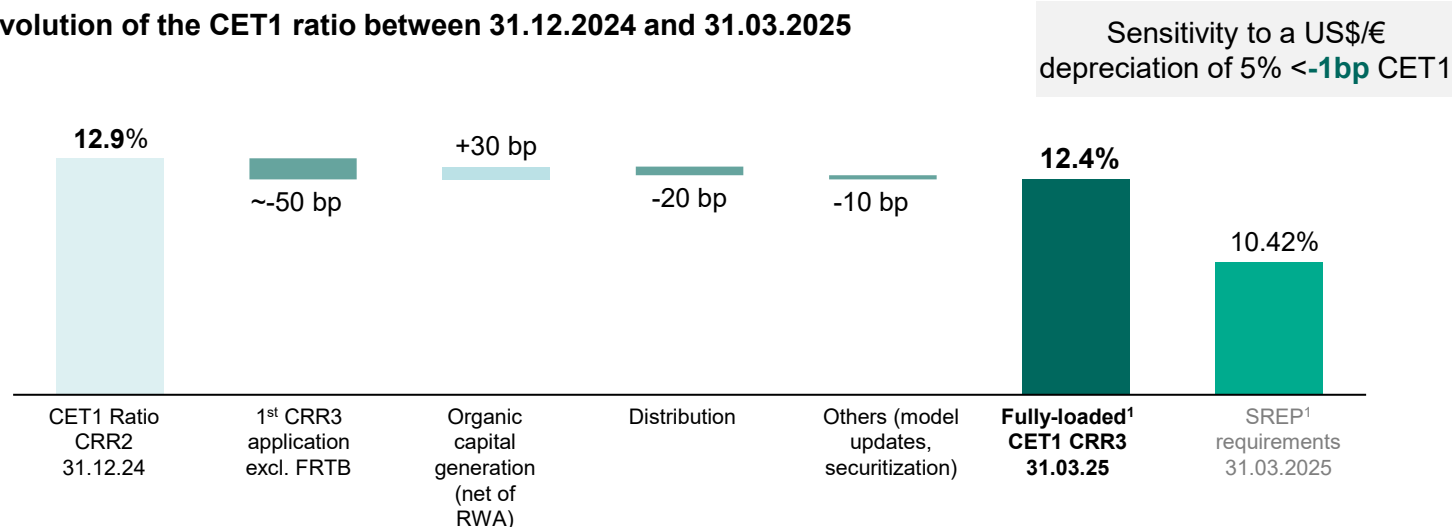
COST OF RISK | Risk remained low in 1Q25 across all business lines

Cost of risk¹ / customer loans outstanding (start-of-period (bps)), 100% Private Banking for Commercial and Personal Banking



CAPITAL AND LIQUIDITY | Our financial structure and liquidity position are robust

Evolution of the CET1 ratio between 31.12.2024 and 31.03.2025



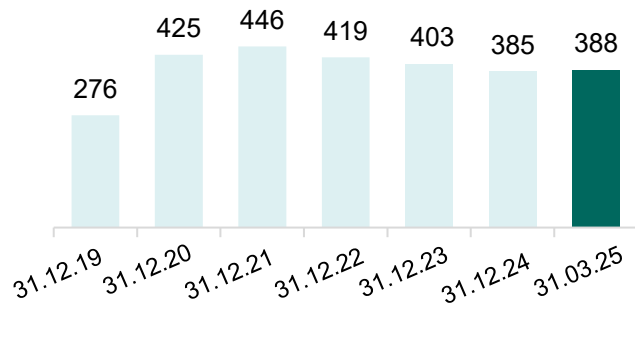
CET1^{FL}
12.4%
as of 31.03.25

CET1^{excl. FRTB}
12.3%
in 2025 and 2026

LCR² **133%**

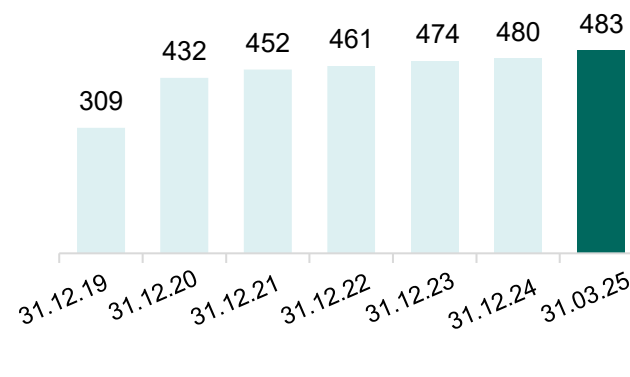
Leverage³ **4.4%**

Change in high-quality liquid assets (HQLA)



€bn

Change in immediately available liquidity reserve⁴



€bn

— Fully-loaded (FL) ratios and RWA used in financial communication (without the application of transitory dispositions as defined in CRR (2024/1623) art. 495

— Phased-in ratios and RWA used for comparison with capital requirements (cf. appendices slides 69 to 72) (with application of the transitory dispositions as defined in CRR (2024/1623) art. 495



BNP PARIBAS

The bank for a changing world

AT1 Presentation – June 2025 | 37

SUSTAINABLE DEVELOPMENT | We support our clients in their investments for the transition

— CIB: Agreement with the EIB on wind energy investments

Objective to generate up to **€8bn** in investments

Spur funding for **the sector in the European Union** and expand wind power output capacity by **32 GW**

Boost innovation capacities of **Europe's renewable energy manufacturers**

— CPBS: BNP Paribas 3-Step IT – New refurbishment facility in France

Capacity of up to **400,000 reprocessed IT devices** per year

Creation of a **new IT refurbishment & remarketing** centre promoting the **circular economy**

Providing more efficient and sustainable **IT life-cycle management services** to its clients across Europe

— IPS: completion of the BNP Paribas Solar Impulse Venture Fund

Success of the SFDR Article 9 fund launched by BNP Paribas Asset Management, passing its target size and reaching **€172m**

Six investments since 2022 and a target of more than **15 investments** in **startups leading to sustainable innovation**

In sectors such as the **energy transition, agriculture, biodiversity, sustainable mobility and industrial innovation**

On top of recent extra-financial rankings



4.9/5

In the **1% top-rated banks worldwide**



AA

Among the world's top financial establishments



73 /100

1st in the “diversified banks in Europe” category



ESG Financing House

For the second consecutive year



BNP PARIBAS

The bank for a changing world

AT1 Presentation – June 2025 | 38

A REINFORCED INTERNAL CONTROL SET-UP

An even more solid compliance, conduct and control set-up and ongoing insertion of reinforced conduct culture into daily operations

- **Ongoing improvement of the operating model for combating money laundering and terrorism financing**
 - A standards-based, risk-adjusted approach, with a risk management set-up shared between business lines and Compliance officers (know-your-client, reviewing unusual transactions, etc.)
 - Group-level steering with regular reporting to supervisory bodies
- **Ongoing reinforcement of set-up for complying with international financial sanctions**
 - Thorough and diligent implementation of measures necessary for enforcing international sanctions as soon as they have been published
 - Broad dissemination of the procedures and intense centralisation, guaranteeing effective and consistent coverage of the surveillance perimeter
 - Continuous optimisation of cross-border transaction filtering and relationship databases screening tools
- **Ongoing improvement of the anti-corruption framework with integration into the Group's operational processes**
- **Strengthening of the conduct and market transactions supervision framework**
- **Intensified on-line training programme:** compulsory programmes for all employees on financial security (Sanctions & Embargos, Combating Money Laundering & Terrorism Financing and on Combating Corruption), protecting clients' interests, market integrity, and all topics dealt in the Group's Code of Conduct.
- **Ongoing regular missions of the General Inspection dedicated to auditing financial security within entities generating USD flows.** These successive missions have been conducted since the start of 2015 in the form of 18-month cycles. The first six cycles achieved a steady improvement in processing and control mechanisms. The trend has been confirmed during the seventh cycle, which began in January 2024.

SECTION 3

1Q25 Results & Outlook Operating Divisions



BNP PARIBAS

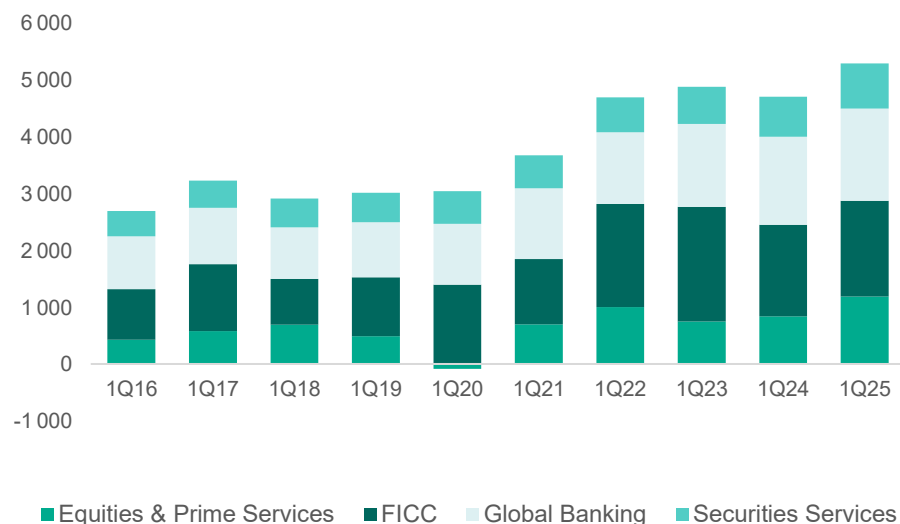
The bank for a changing world

CIB | 1Q25 is a record-breaking quarter

CIB (M€)	1Q25	1Q24	Var.
Revenues (NBI)	5,283	4,696	+12.5%
Operating expenses	-2,962	-2,741	+8.1%
Gross Operating Income	2,321	1,955	+18.7%
Cost of Risk and others	-65	95	n.s
Other Results	8	3	n.s
Pre-tax income	2,265	2,052	+10.4%

Cost/Income ratio	56.1%	58.4%	-2.3 pt
RWA, end of period (€bn)	276	274	+0.6%
ROE (annualised basis)	25.5%	25.0%	+0.6 pt

— **Our CIB division combines growth and cycle-proof resilience with a unique franchise (revenues in €m)**



- **Global Banking – NBI: €1,619m (+4.5% vs. 1Q24)**
- **Global Markets – NBI: €2,871m (+17.3% vs. 1Q24)**
FICC: €1,684m (+4.4% vs. 1Q24)
Equity & Prime Services: €1,187m (+42.1% vs. 1Q24)
- **Securities Services – NBI: €793m (+13.4% vs. 1Q24)**

— Global Banking

- Strong increase in **Capital Markets** in all three regions, particularly in the Americas
- Strong business drive in **Transaction Banking** offsetting the impact on margin of lower interest rates

— Global Markets

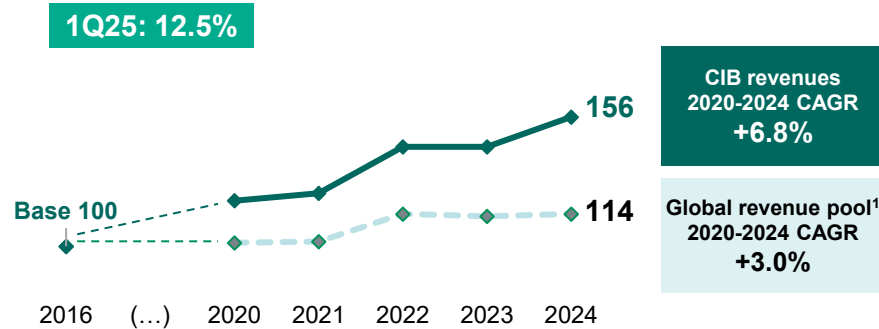
- **FICC:** Strong increase in macro activities (FX in particular), modest growth in fixed income and decrease in credit market activity
- **Equity & Prime Services:** very strong performance. Revenue growth driven by all regions and business lines, particularly Prime Services and Cash Equities, thanks to higher volatility, as well as equity derivatives in structured products

— Securities Services

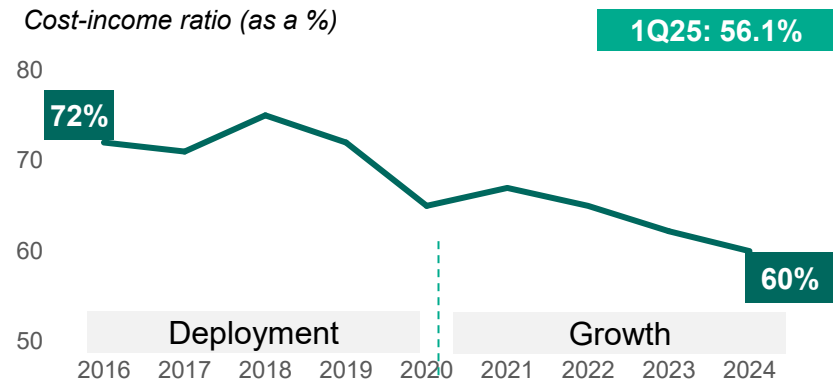
- Contribution driven by all growth levers. Strong increase in fees driven by increases in AuC/AuA¹ and settled transaction volumes

CIB OUTLOOK | We are gaining market share with a unique franchise and low risk profile while constantly optimising our RWA consumption

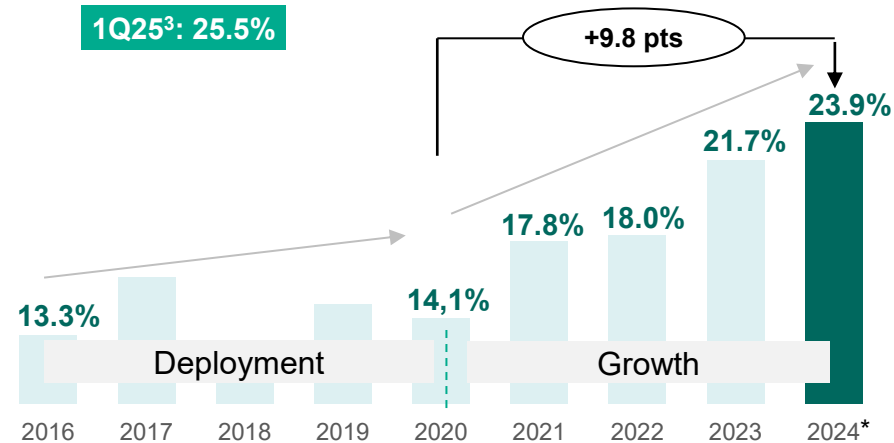
— Proven growth potential with expansion 2x faster than the market since 2020



— We have improved operating efficiency while ensuring necessary investments

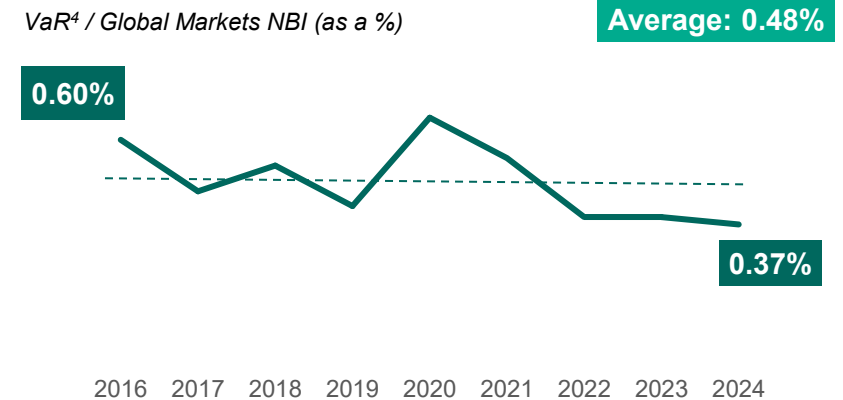


— We have significantly improved RoNE² (Pre-tax net income / Allocated equity)



*20.9% post restatement of the 2024 RONE³

— We maintain strong discipline in managing market and credit risks



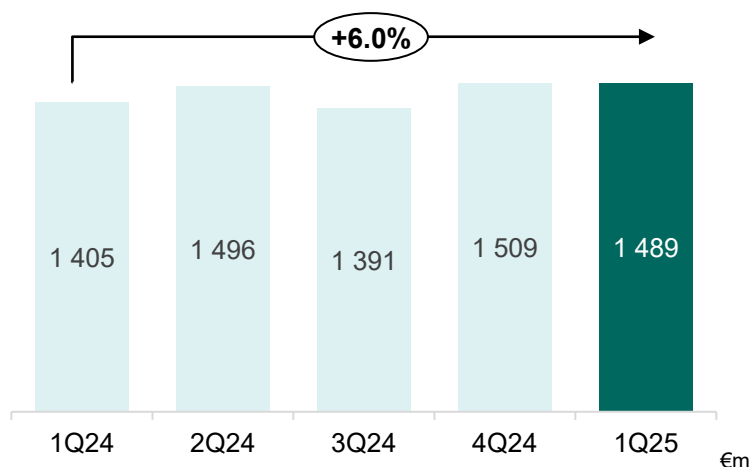
CPBS | Good business performance across all business lines in 1Q25, driving growth in pre-tax income

€m	1Q25	1Q24	Var.
Revenues	6,532	6,452	+1.2%
Operating Expenses and Dep.	-4,388	-4,303	+2.0%
Gross operating profit	2,143	2,148	-0.2%
Cost of Risk and others	-712	-702	+1.4%
Other Results	52	-6	n.s
Pre-Tax Income	1,483	1,440	+3.0%

Cost/Income ratio	67.2%	66.7%	+0.5 pt
Loans (€bn)	646	633	+2.0%
Deposits (€bn)	568	559	+1.6%
RWA end of period (€bn)	442	434	+1.8%
RONE (annualised basis)	13.3%	13.5%	-0.2 pt

Including 2/3 of Private Banking for the P&L and 100% of Private Banking for Loans, Deposits

Commercial & Personal Banking: growth in fees



- **CPBS – NBI: €6,532m**
- **Commercial & Personal Banking – NBI: €4,190m** (+4.2% vs. 1Q24)
- **Commercial & Personal Banking in the euro zone – NBI: €3,292m** (+0.6% vs. 1Q24)
- **Specialised Businesses – NBI: €2,342m** (-3.6% vs. 1Q24; +6.8% excluding Arval used-car revenues)

Commercial & Personal Banking

- **Net interest revenues:** +3.2% vs. 1Q24
- **Fees:** strong increase of +6.0% vs. 1Q24 in all networks
- **Private Banking:** strong growth in AuM (+4.9% vs. 31.03.2024)
- **Hello bank!**: continued expansion to 3.7 million customers (+5.2% vs. 1Q24)
- **Payments:** ongoing investments with the launch, in partnership with Groupe BPCE, of Estreem, the new French leader in payments processing
- **Digitalisation:** steep increase of digital use by our customers (~12m connections daily, up by +9.4% vs. 1Q24)

Specialised Businesses

- **Arval & Leasing Solutions:** impact of normalisation of used-car prices; strong increase in organic revenues (financial margin and margin on services) at Arval; improved margins and volumes at Leasing Solutions
- **Personal Finance (core):** +2.0% vs. 1Q24 with growth in production and improved margins
- **New Digital Businesses and Personal Investors:** +13.1% vs. 1Q24 at constant scope and exchange rates, further expansion at Nickel (~4.5 million accounts opened¹ as of 31.03.25) and growth in business; strong growth at Personal Investors in Germany

CPBS We will benefit from a more favourable interest-rate environment for Commercial & Personal Banking and from the positive effects of the CPBF* and PF plans

OUTLOOK |

- In addition to fees, expected revenue growth in Commercial & Personal Banking in the euro zone will also be driven by net interest income¹ (NII)

2025 revenues > +3% vs. 2024

Sensitivity (reminder):

- Parallel and immediate shock to the yield curve (-50 bps): **~€100m expected after one year** (assuming stable non-remunerated deposits)
- -€1bn of non-remunerated deposits = -€23m of revenues
- **Livret A:** Expected rate cut factored into the 2025 trajectory

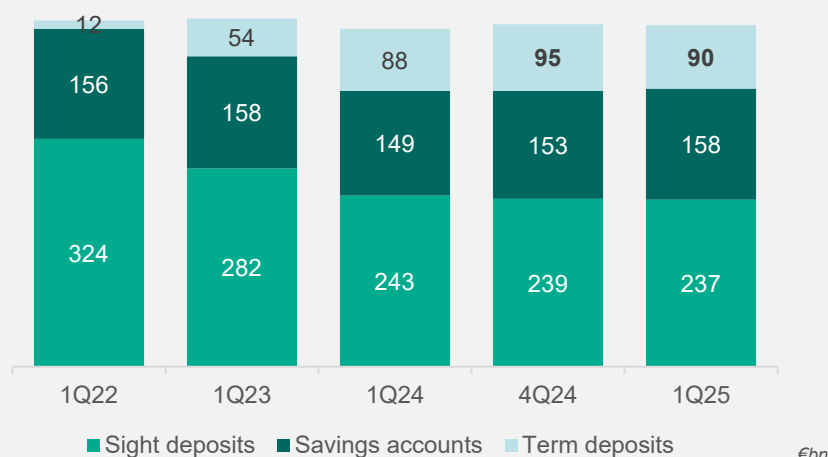
- The CPBF* and PF plans will have an expected impact on Group RoTE of +1%, including +0.5% by 2026

% 2024 Group RWA	Improvement of RoNE ³ by 2028	2028 RoNE ³ target
~24%	~+8 pts	~17%

Deep Dive PF: 10 June 2025

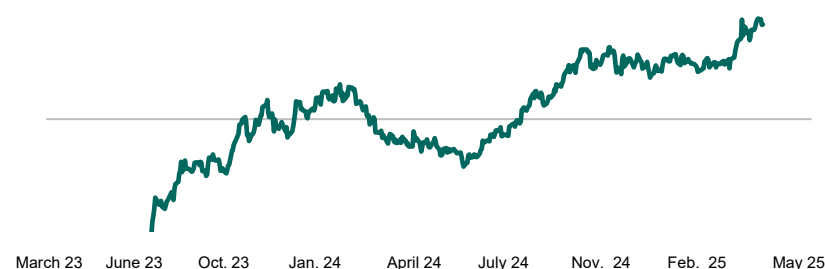
Deep Dive CPBF: 26 June 2025

- The impact of price signals on term deposits² is beginning to decline



- The interest-rate environment is far more favourable

Yield curve: 10-year €STR swap rate vs. €STR rate
Historical rolling 12M forward market expectations



	2025	2026
Average rate €STR	2.3%	2.2%
Average rate 10Y / €STR	2.5%	2.6%

*The project has been presented to the works council for consultation

IPS | Good dynamic in net asset inflows and strong increase in revenues in 1Q25

€m	1Q25	1Q24	Var.
Revenues	1,496	1,403	+6.6%
Operating Expenses and Dep.	-907	-883	+2.7%
Gross operating profit	589	521	+13.2%
Cost of Risk and others	2	-4	n.s
Other Results	166	40	n.s
Pre-Tax Income	757	557	+36.1%

Cost/Income ratio	60.6%	62.9%	-2.3 pt
AuM (€bn)	1,384	1,283	+7.9%
RWA, end of period (€bn)	48	43	+11.8%
RONE (annualised basis)	25.4%	19.3%	+6.1 pt

- **Insurance – NBI:** €568m (+4.1% vs. 1Q24)
- **Wealth Management – NBI:** €458m (+10.7% vs. 1Q24)
- **Asset Management – NBI:** €470m (+5.9% vs. 1Q24)

Insurance

- Strong increase in net asset inflows in Savings and Protection
- Very good start of activity at BCC Vita with the BCC Banca Iccrea network
- Positive impact of a revaluation of an equity stake in “Other Results”

Asset Management

- Good inflows (€4.1bn in 1Q25) in both money-market funds and medium- and long-term vehicles
- Increase in fees driven by the market performance effect, despite a negative FX effect on AuM late in the quarter

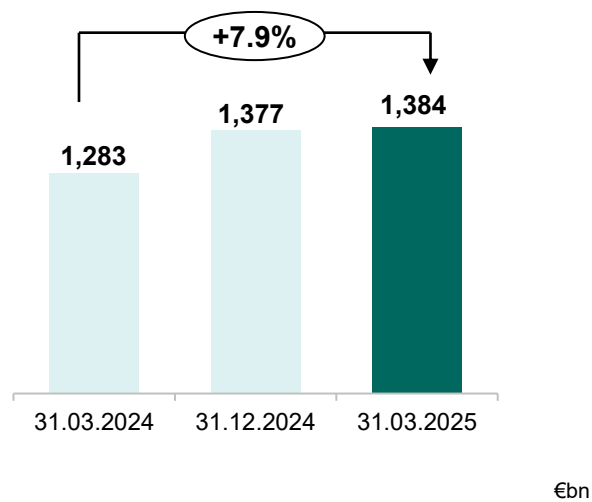
Wealth Management

- Growth in AuM driven by good inflows (€9.4bn in 1Q25), particularly in Asia and in Commercial & Personal Banking
- Strong increase in transaction fees in all geographies and good resilience of deposits, particularly in USD

Real Estate

- Real-estate development and transaction activities continued to be weighed down by a lacklustre market

Strong growth in AuM¹



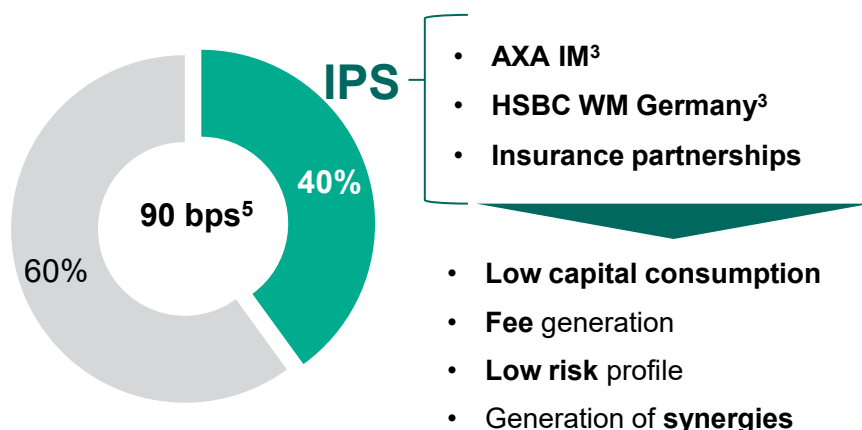
IPS OUTLOOK | Continued the strong organic growth in these highly profitable businesses with further acceleration coming from external growth projects

— IPS is a growing, highly profitable division

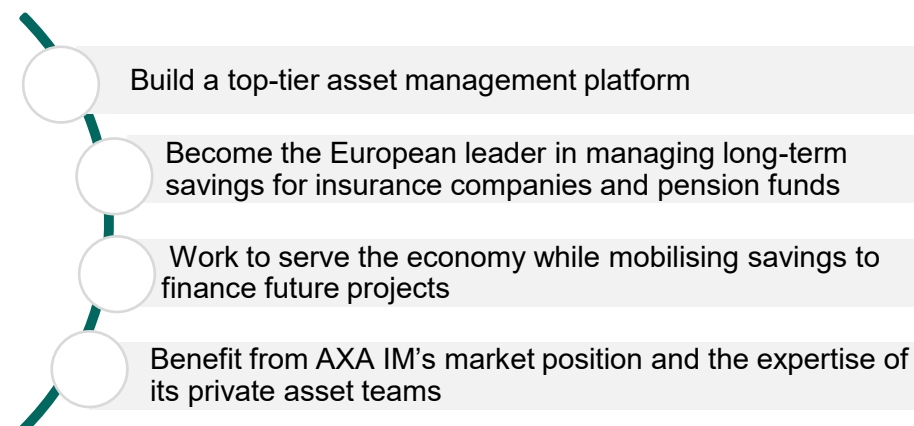
Growth in pre-tax net income ¹ 2024 vs. 2023	High RoNE ² (pre-tax)
+8.4%	21.9%
% of Group, 2024	
Pre-tax net income ¹	RWA ¹
14.6%	6.3%

— We are investing in the platform

Redeployment of capital from the divestment of Bank of the West



— The planned AXA IM acquisition³ and partnership with AXA repositions IPS strategically within the Group



Projected timetable for the acquisition's prudential treatment

- Closing expected in early July 2025
- Expected CET1 consumption: 25 pts vs. 35 pts*
- 14% RoIC⁴ by 2028 and >20% by 2029
- Group's specific prudential treatment procedures disclosed at the closing
- No impact on the growth trajectory or on the Group's overall profitability objectives
- No impact on the equity capital trajectory or the CET1 ratio
- No impact on the shareholder payout policy

* See the press release of April 14, 2025

CONCLUSION



**The first quarter 2025 performance of our operating divisions is in line
with the projected 2024-2026 growth trajectory
thanks to our dedicated teams and the strength of our platforms**

**We confirm our 2026 targets
Strong growth levers are already in place for 2026 and beyond**

**Our diversified model and through-the-cycle resilience are
key assets in the current environment**

We are perfectly positioned to support the investment cycle that Europe is initiating

ENDNOTES (1/2)

- **Slide 11**
 1. SREP CET1 requirement: Including countercyclical capital buffer of 69 bps and a systemic capital buffer of 9 bps as of 31.03.25
 2. End-of-period LCR calculated in accordance with Regulation (CRR) 575/2013 - Art. 451b
 3. Leverage calculated in accordance with Regulation (EU) 575/2013 - Art. 429
 4. Liquid market assets or eligible assets in central banks (counterbalancing capacity), taking into account prudential standards, notably US standards, minus intra-day payment system needs
- **Slide 25**
 1. Cost of risk does not include "Other net losses for risks on financial instruments"
 2. Net income, Group share
 3. Tangible net book value, revaluated at end of period, in €
 4. The share buyback was completed on 9 June 2025
- **Slide 26**
 1. Cost of risk does not include "Other net losses for risks on financial instruments"
 2. Net income, Group share
 3. Earnings per share calculated on the basis of Net income, Group share, adjusted for the remuneration of undated super-subordinated notes and the average end-of-period number of shares
 4. Compound annual growth rate (CAGR)
 5. Subject to agreements with the relevant authorities
 6. CMU: Capital Markets Union
- **Slide 27**
 1. Compound annual growth rate (CAGR)
 2. Subject to agreements with the relevant authorities
- **Slide 28**
 1. Compound annual growth rate (CAGR)
 2. Tangible net book value, revaluated at end of period, in €
 3. Cost of risk does not include "Other net losses for risks on financial instruments"
 4. Internal classification of corporate sectors (excluding finance and business services), credit and counterparty risk exposure, on- and off-balance sheet, total Group exposures including sovereign exposures, financial and non-financial institutions and households (€2,108bn as of 31.12.2024)
- **Slide 30**
 1. Charges related to the risk of invalidation or non-enforceability of financial instruments granted
- **Slide 31**
 1. 60% stake in UkrSibbank, the remaining 40% being held by the European Bank for Reconstruction and Development
 2. Application of IAS 29 and reflecting the performance of the hedge in Türkiye (CPI linkers)
- **Slide 32**
 1. Corporate Centre
 2. Including 2/3 of Private Banking
- **Slide 33**
 1. Corporate Centre
 2. Including 2/3 of Private Banking
- **Slide 34**
 1. As of 31.12.2024
- **Slide 35**
 1. Cost of risk excluding other net losses for risk on financial instruments
 2. Gross credit exposures, on- and off-balance sheet, non-weighted as of end-December 2024 (Total Group: €1,828bn)
 3. Investment Grade – external rating or internal equivalent
 4. Leveraged buyouts with financial sponsors (LBOs) – alignment with European regulatory standards applied as of 31.12.22
 5. Gross on- and off-balance sheet credit exposures, IRBA portfolios as of 31.12.2024 (Total Group: €1,385bn)
- **Slide 36**
 1. Cost of risk excluding other net losses for risk on financial instruments
- **Slide 37**
 1. SREP CET1 requirement: Including countercyclical capital buffer of 69 bps and a systemic capital buffer of 9 bps as of 31.03.25
 2. End-of-period LCR calculated in accordance with Regulation (CRR) 575/2013 - Art. 451b
 3. Leverage calculated in accordance with Regulation (EU) 575/2013 - Art. 429
 4. Liquid market assets or eligible assets in central banks (counterbalancing capacity), taking into account prudential standards, notably US standards, minus intra-day payment system needs



ENDNOTES (2/2)

- **Slide 41**

1. Assets under custody (AuC) and under administration (AuA)

- **Slide 42**

1. Source: Coalition Greenwich Competitor Analytics, FY16-FY24F. Global CIB revenues in EUR excluding Portfolio Management, rebased to 100 in 2016. FY24F as of December 19th, 2024. Analysis based on Coalition Greenwich Revenue Pool, and BNPP's own numbers and product scope
2. RoNE: Pre-tax net income / Allocated equity (equity allocation at 11% of RWAs)
3. Restating of 2024 RoNE to reflect the change in normalised equity from 11% to 12% of risk-weighted assets, as part of the finalisation de Basel 3 (Basel 4) on 1 January 2025 and the impact of this transposition (Basel 4) on the level of risk-weighted assets
4. VaR calculated to monitor market limits

- **Slide 43**

1. Accounts opened since inception, total for all countries

- **Slide 44**

1. Including 100% of Private Banking (excluding PEL/CEL effects in France), based on 2024 results prior to restatement
2. Restatement of BNL indicators to reflect a precise breakdown of deposits by category (sight, savings and term)
3. RoNE: Pre-tax net income / Allocated equity (Basel 4, equity allocation at 12% of RWAs); CPBF with 100% of Private Banking excluding PEL/CEL and PF on the entire perimeter

- **Slide 45**

1. Including distributed assets

- **Slide 46**

1. Figures reported in 2024 results, prior to restatement
2. RoNE: Pre-tax net income / Allocated equity (equity allocation at 11% of RWAs or, for Insurance, based on the adjusted Solvency Capital Ratio), prior to restatement. Figures as of 31.12.2024
3. Subject to agreements with the relevant authorities
4. RoIC: projection of net income generated from 2028 on by redeployed capital, divided by the allocation of corresponding CET1 capital (35 bps for the Cardif / AXA IM project)
5. Assuming 25 bps of CET1 consumption for the AXA IM project



APPENDICES | Presentation contents – Details by division and other items

— Details by division (1Q25)

— CIB

- Global Banking
- Global Markets
- Securities Services

— CPBS

Commercial & Personal Banking

- Commercial & Personal Banking in the euro zone
- Commercial & Personal Banking in France – CPBF
- BNL banca commerciale
- Commercial & Personal Banking in Belgium – CPBB
- Commercial & Personal Banking au Luxembourg - CPBL
- Europe-Mediterranean

Specialised Businesses

- Personal Finance
- Arval / Leasing Solutions
- New Digital Businesses and Personal Investors

— IPS

- Insurance
- Wealth and Asset Management

— Other items

- Corporate Centre
- Taxes and contributions subject to IFRIC 21
- Number of shares and Earnings Per Share
- Book value per share
- Return on equity and permanent shareholders' equity
- Doubtful loans / gross outstandings; coverage ratio
- Common Equity Tier 1 ratio – Calculation details
- Medium/long-term regulatory funding
- MREL ratio
- TLAC ratio
- Distance to MDA
- Basel 3 risk-weighted assets
- Liquidity
- Long-term debt rating of BNP Paribas



CONTACTS AND UPCOMING EVENTS

Investor Relations

Bénédicte Thibord, Head of Investor Relations and Financial Information

Equity

Raphaëlle Bouvier-Flory
Lisa Bugat
Olivier Parenty
Guillaume Tiberghien
Didier Leblanc
Tania Mansour

Debt & ratings agencies

Olivier Parenty
Didier Leblanc
Tania Mansour

Individual shareholders & ESG

Antoine Labarsouque

Investor.relations@bnpparibas.com

Upcoming events

26 June 2025 – Deep Dive: Commercial & Personal Banking in France

24 July 2025 – 2Q25 earnings reporting date

30 Sept. 2025 – 2025 Interim dividend payment date

28 Oct. 2025 – 3Q25 earnings reporting date

The consensus, compiled and aggregated by the Investor Relations team, is available via the following link: [Equity BNP Paribas | Investors & Shareholders | BNP Paribas Group](#)

It reflects the arithmetic average forecasts of various P&L headings for the Group, sent by analysts invited by BNP Paribas to contribute to the consensus.