

# DEBT INVESTORS PRESENTATION

**THIRD QUARTER 2025**

**28 October 2025**



**BNP PARIBAS**

**The bank for a changing world**

# DISCLAIMER

The figures included in this presentation are unaudited.

As a reminder, on 28 March 2025, BNP Paribas published quarterly series for 2024, restated to reflect, among other things, the transposition into European Union law of the finalisation of Basel 3 (Basel 4) by Regulation (EU) 2024/1623 of the European Parliament and of the Council of 31 May 2024 amending Regulation (EU) No 575/2013, the change in the allocation of normalized equity from 11% to 12% of risk-weighted assets, and the reclassification of income and business data from the non-strategic perimeter of Personal Finance to Corporate Centre. This presentation reflects this restatement.

This presentation includes forward-looking statements based on current beliefs and expectations about future events. Forward-looking statements include financial projections and estimates and their underlying assumptions, statements regarding plans, objectives and expectations with respect to future events, operations, products and services, and statements regarding future performance and synergies. Forward-looking statements are not guarantees of future performance and are subject to inherent risks, uncertainties and assumptions about BNP Paribas and its subsidiaries and investments, developments of BNP Paribas and its subsidiaries, banking industry trends, future capital expenditures and acquisitions, changes in economic conditions globally, or in BNP Paribas' principal local markets, the competitive market and regulatory factors. Those events are uncertain; their outcome may differ from current expectations which may in turn significantly affect expected results. Actual results may differ materially from those projected or implied in these forward-looking statements. Any forward-looking statement contained in this presentation speaks as of the date of this presentation.

Consequently, actual results may differ from those projected or implied in these forward-looking statements due to a variety of factors. These factors include among others: i) BNP Paribas's ability to achieve its objectives, ii) the impacts from central bank interest rate policies, whether due to continued elevated interest rates or potential significant reductions in interest rates, iii) changes (including interpretation) in regulatory capital and liquidity rules, iv) continued elevated levels of, or any resurgence in, inflation and its impacts, v) the various geopolitical uncertainties and impacts related notably to the war in Ukraine, conflicts in the Middle East, vi) the various uncertainties and impacts related to political instability, including in France, or vi) the precautionary statements included in this presentation.

BNP Paribas undertakes no obligation to publicly revise or update any forward-looking statements in light of new information or future events. It should be recalled in this regard that the Supervisory Review and Evaluation Process is carried out each year by the European Central Bank, which can modify each year its capital adequacy ratio requirements for BNP Paribas.

The information contained in this presentation as it relates to parties other than BNP Paribas or derived from external sources has not been independently verified and no representation or warranty expressed or implied is made as to, and no reliance should be placed on, the fairness, accuracy, completeness or correctness of the information or opinions contained herein. Neither BNP Paribas nor its representatives shall have any liability whatsoever in negligence or otherwise for any loss however arising from any use of this presentation or its contents or otherwise arising in connection with this presentation or any other information or material discussed.

The sum of values contained in the tables and analyses may differ slightly from the total reported due to rounding. The alternative performance measures are defined in the press release published jointly with this presentation.



## 3Q25 Key points



**BNP PARIBAS**

The bank for a changing world

## KEY POINTS | Solid results in line with our > €12.2bn 2025 net income target

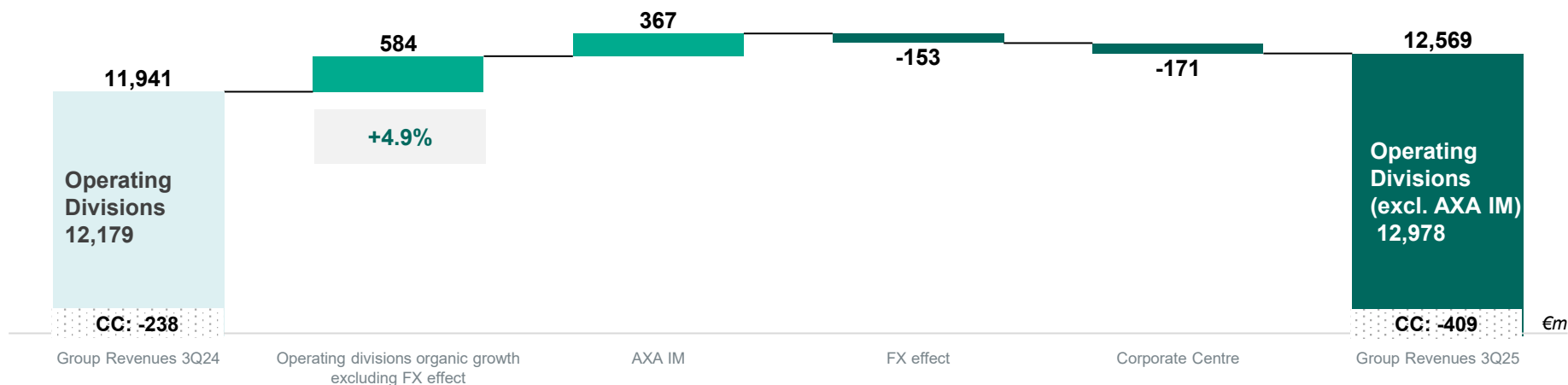
		3Q25 (€m)	Chg. vs. 3Q24
<b>Revenue growth driven by our diversified model</b>	— Revenues	<b>12,569</b>	<b>+5.3%</b>
<ul style="list-style-type: none"> <li>Operating divisions excl. AXA IM*: <b>+3.5%</b> vs. 3Q24; +4.9% at constant exchange rates</li> <li><b>CIB</b> (+4.5%): Very good quarter despite the exchange-rate impact (+7.7% at constant exchange rates)</li> <li><b>CPBS</b> (+3.1%): Good performances at Commercial &amp; Personal Banking in the Euro Zone; improvement at Specialised Businesses</li> <li><b>IPS</b> (+2.9% excl. AXA IM*): Robust organic activity</li> </ul>			
<b>Cost control and operating efficiency</b>	— Operating expenses	<b>7,610</b>	<b>+5.5%</b>
<ul style="list-style-type: none"> <li>Operating divisions excl. AXA IM*: <b>+1.5%</b> vs. 3Q24</li> <li>Positive jaws effect of operating divisions excl. AXA IM*: <b>+2.0 pts</b></li> </ul>			
<b>Gross Operating Income</b>	— GOI	<b>4,959</b>	<b>+4.9%</b>
<b>Cost of risk<sup>1</sup></b> below 40bps	— Cost of risk <sup>1</sup>	<b>39bps</b>	
<b>Pre-tax income</b>	— Pre-tax income	<b>4,284</b>	<b>+5.5%</b>
<ul style="list-style-type: none"> <li>Operating divisions excl. AXA IM*: +5.0% vs. 3Q24</li> </ul>			
<b>Net income<sup>2</sup> in line with the &gt;€12.2bn 2025 target</b>	— Net income <sup>2</sup>	<b>3,044</b>	<b>+6.1%</b>
<b>Net tangible book value per share as of 30.09.25</b>	— TBV <sup>3</sup>	<b>€91.2</b>	

**Very solid financial structure: CET1<sup>4</sup> Ratio at 12.5% at 30.09.25**

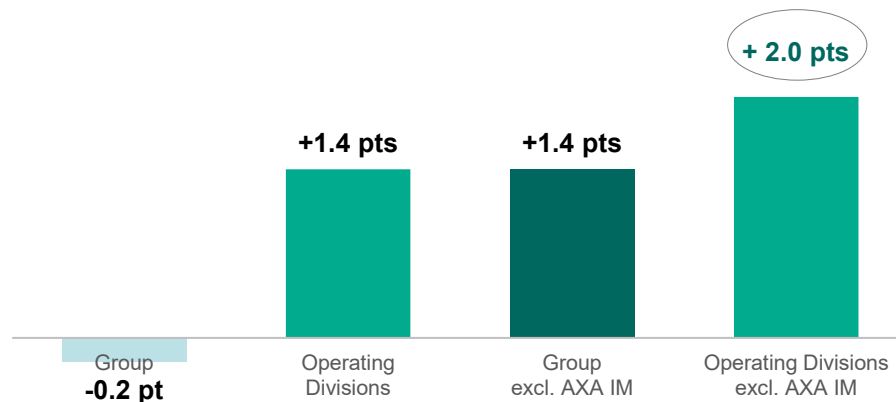
\* Consolidation of AXA IM as of 1 July 2025. Restatement performed for better comparison of operational divisions' performance between 3Q24 and 3Q25

## KEY POINTS | Our 3Q25 performance is in line with our 2025 net income target

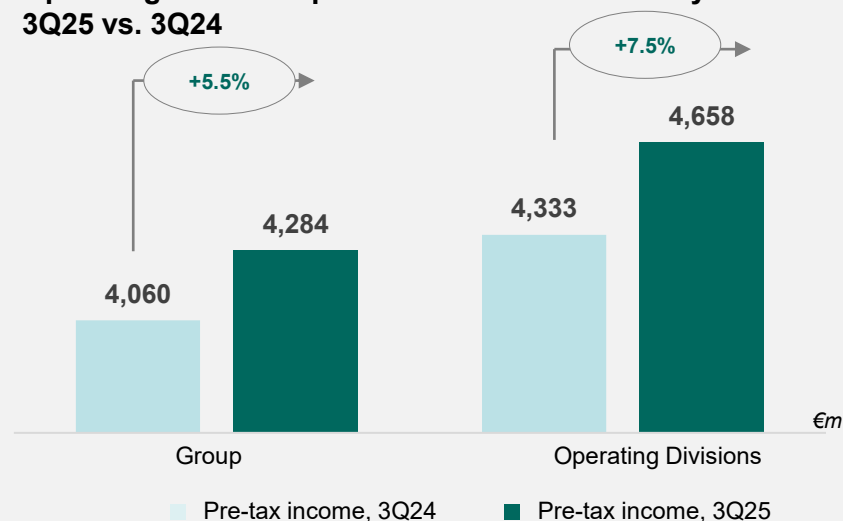
— This quarter, our operating divisions recorded organic revenue growth of **€584m (+4.9% vs. 3Q24)**, excluding FX impact)



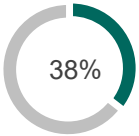
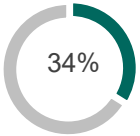
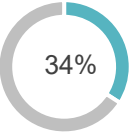
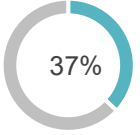
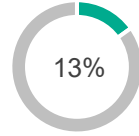
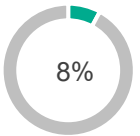
— Jaws effect of operating divisions stands at **+1.4pts** and at **+2.0 pts** excl. AXA IM



— Operating divisions' pre-tax income increased by **+7.5%** in 3Q25 vs. 3Q24



# KEY POINTS | Strong growth levers at the core of our integrated model, with cross-sell representing ~1/3 of the Group's revenues

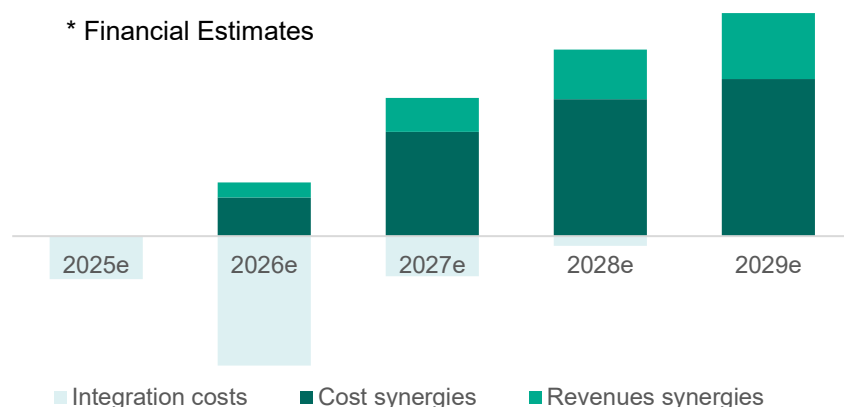
9M25	% Group revenues	% Group RWA	C/I	RoNE <sup>1</sup> (%)	Growth levers and contribution to Group RoTE <sup>2</sup> trajectory
<b>CIB</b> Global Banking Global Markets Securities Services	 38%	 34%	56.4%	22.2%	<ul style="list-style-type: none"> <li>Scaled-up platform and growth engine</li> <li>Steady increase in RoNE<sup>1</sup> (13.3% in 2016; 23.9% in 2024)</li> </ul>
<b>CPBS</b>  Commercial & Personal Banking  Specialised Businesses	 34%	 37%	65.9%	14.1%	<ul style="list-style-type: none"> <li>Commercial &amp; Personal Banking in the Euro Zone: rebound confirmed, driven by the interest-rate environment</li> <li>2028 CPBF and PF plans: projected <b>+1%</b> impact on Group RoTE<sup>2</sup>, of which <b>+0.5%</b> by 2026</li> <li>Upcoming <b>CPBB</b> Plan: Deep Dive in 1H26</li> <li><b>BNP Paribas Polska</b> Plan: CMD on 11 Dec. 2025</li> </ul>
<b>IPS</b> Insurance Asset Management Wealth Management	 13%	 8%	59.2%	23.7%	<ul style="list-style-type: none"> <li><b>AXA IM</b>: projected impact on the Group's RoTE<sup>2</sup> trajectory: &gt;+0.5% by 2028</li> <li>Wealth Management: external growth and development of the European platform</li> <li>BNP Paribas Cardif: external and organic growth, partnerships</li> </ul>

The continued increase in the Group's profitability (2028 RoTE<sup>2</sup> = 13%) will accelerate capital generation (CET1 ratio expected at 12.5% by end-2027)

## KEY POINTS | The integration of AXA IM is a highly accretive, strategic lever of transformation

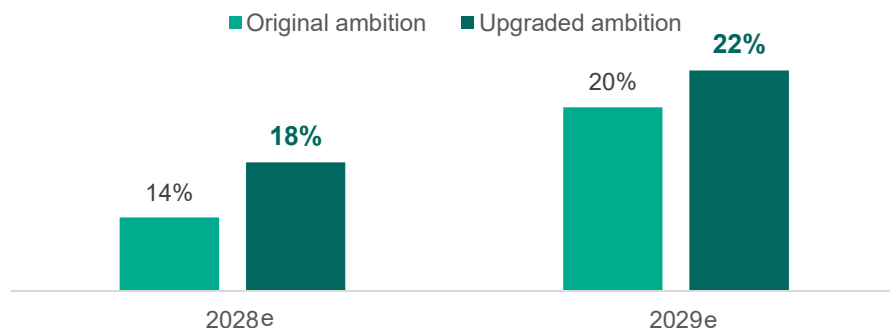
### — Revenue and cost synergies\* are estimated at €550m by 2029 ...

\* Financial Estimates



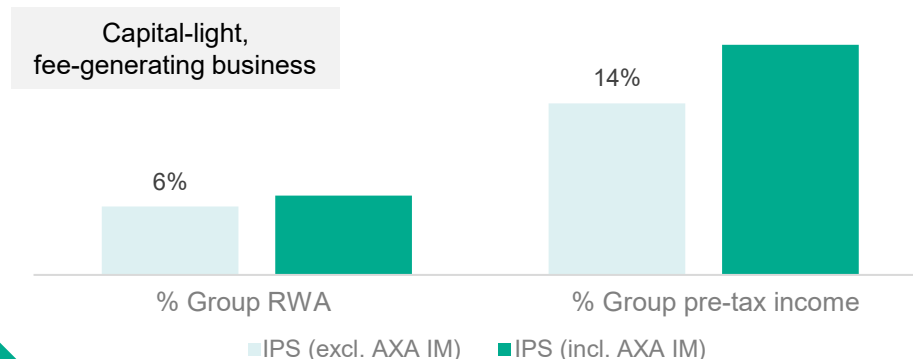
### — ... and on this basis, we are raising our RoIC<sup>1</sup> projection

**CET1 impact:**  
-35bps  
(~€2,800m invested capital)

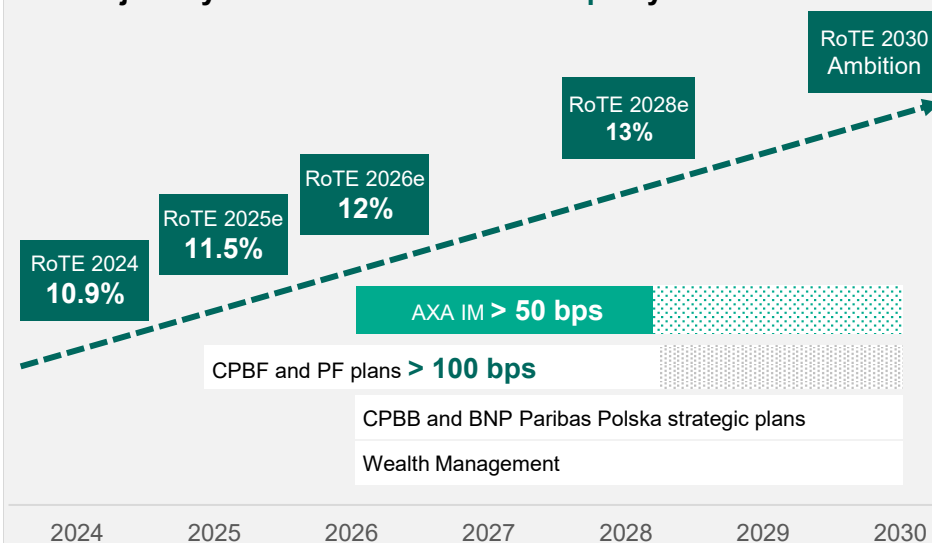


### — The integration of AXA IM will drive IPS to represent ~ 20% of the Group pre-tax income

- Illustration based on 2024



### — The integration of AXA IM enhances our RoTE growth trajectory and will account for >50 bps by 2028



# KEY POINTS | Our 2024-2026 trajectory supports the acceleration of total shareholder return

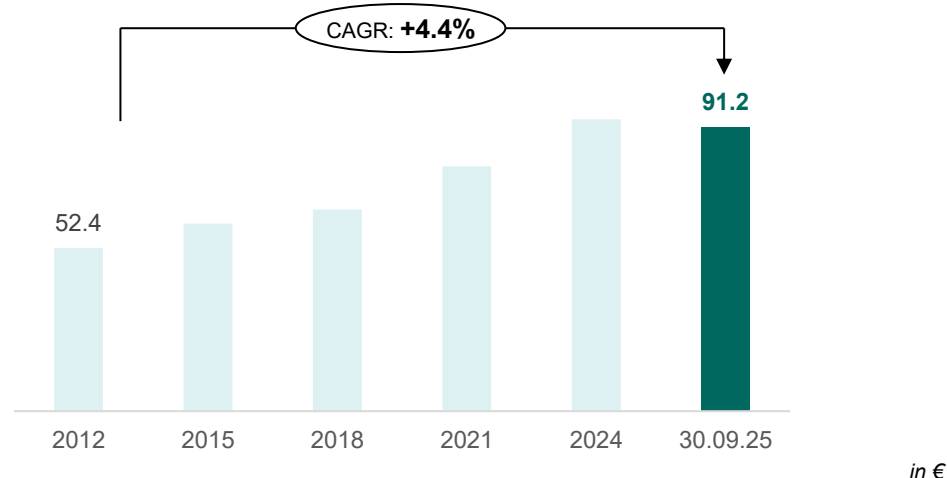
**Distribution policy 60%**  
(50% dividends, 10% share buybacks)

## — We confirm our 2024-2026 trajectory

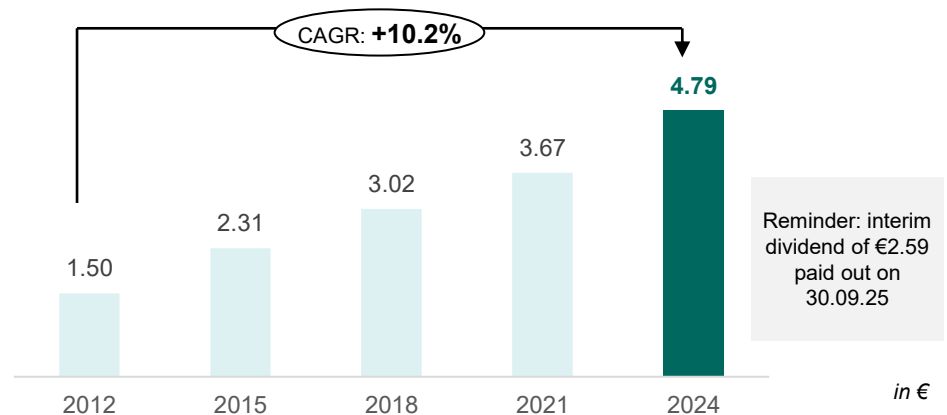
Targets	2024	2026e
RoTE	11%	12%
Net income <sup>1</sup>	€11.7bn	CAGR 24-26 > +7%
EPS <sup>2</sup>	€9.57	CAGR 24-26 > +8%

Levers	2024	2026e
Revenues	€48,831m	CAGR 24-26 > +5%
Jaws effect	+2 pts	+1.5 pts/ yr on average
Cost of risk <sup>3</sup>	33bps	< 40bps

## — Our resilient model combines growth in our Net Tangible Book Value per share across cycles...



## — ... and steady acceleration in shareholder return





— SECTION 2 —

## Strong solvency & funding



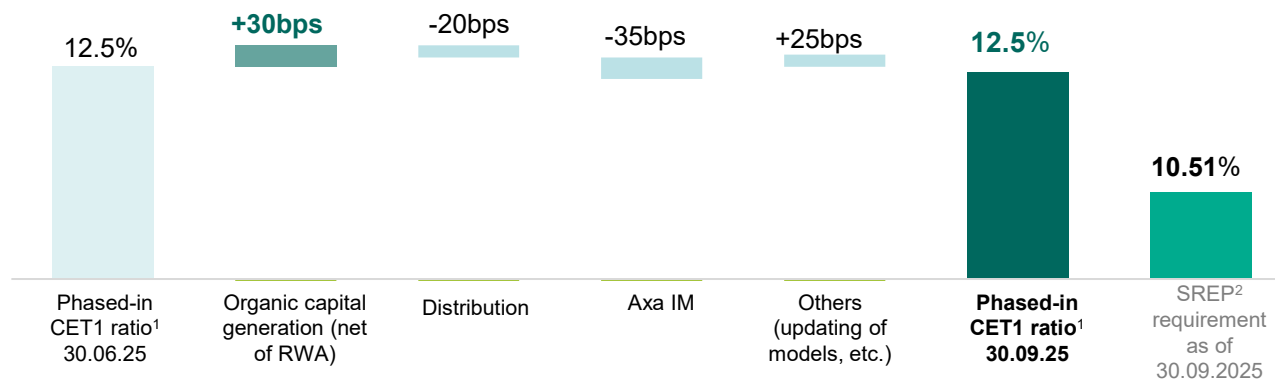
**BNP PARIBAS**

The bank for a changing world

# CAPITAL | We have generated +30bps of organic capital this quarter We exceed our 2026 target of 12.3% pre-FRTB

**CET1 ratio = 12.5%**  
by 2027, post-FRTB

— As of 30.09.25, our CET1 ratio came to **12.5%**. We generated +30bps of organic capital in 3Q25



**CET1**  
phased-in<sup>1</sup>  
30.09.25 **12.5%**

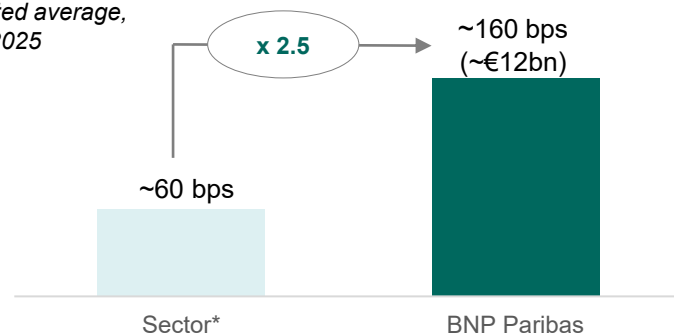
**LCR<sup>3</sup>**  
30.09.25 **138%**

**Leverage<sup>4</sup>**  
30.09.25 **4.3%**

— The Basel finalisation and model update cycle is ending

From 2022 to 2025, this represents **~160 bps (~€12bn)** excluding FRTB and **~190 bps (~€15bn)** including FRTB

Estimated average, 2022–2025

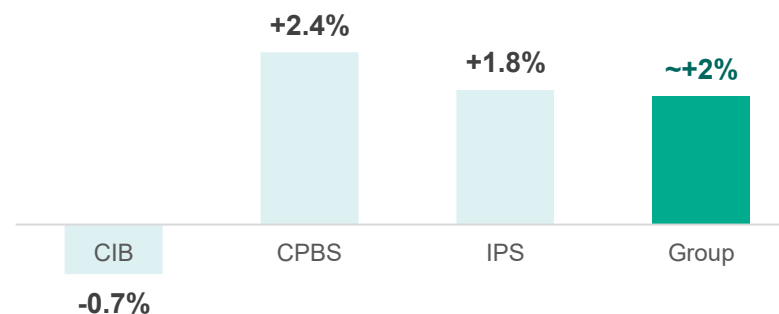


\*Internal analysis based on a sample: BBVA, Santander, UniCredit, Intesa Sanpaolo, DB, CASA, SG, ING

— Going forward, the change in RWA will be essentially driven by organic RWA<sup>5</sup>

Disciplined Originate & Distribute model, light in organic RWAs<sup>5</sup> consumption

RWA: CAGR 2021–2024



**BNP PARIBAS**

The bank for a changing world

Debt Investors Presentation – 3Q25 | 10

## LIQUIDITY | A diversified base of deposits and disciplined, prudent and proactive management

### — Base of deposits supported by the Group's diversification, its long-term approach to clients, and its leading positions in flows

- **#1 European bank in cash management** – #1 in Securities Services in EMEA – #1 euro zone Private Bank
- **Deposits diversified by geographies**, entities and currencies: CPBF (24%), CPBB (16%), other Commercial and Personal Banking (19%), Global Banking (24%), Securities Services (12%) and IPS (5%)
- **Deposits diversified by client segment**: 44% from retail deposits, of which ~2/3 insured; 43% from corporates, of which 19% operational; and 13% from financial clients<sup>1</sup>, of which 78% operational

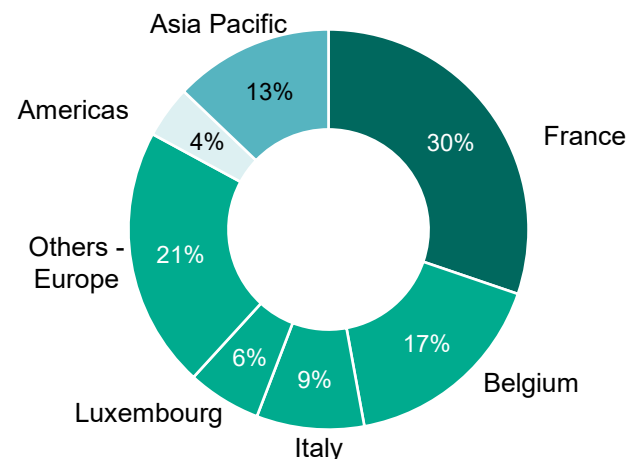
### — Disciplined, prudent and proactive management

- **Measures and monitoring done at various levels** (consolidated, sub-consolidated and by entity): by currencies, on horizons from 1 day to +20 years; using internal and regulatory metrics; and based on normal and stressed conditions
- **Indicators integrated into the operating management of business lines** (budgetary process, customer follow-up, origination, pricing, etc.)

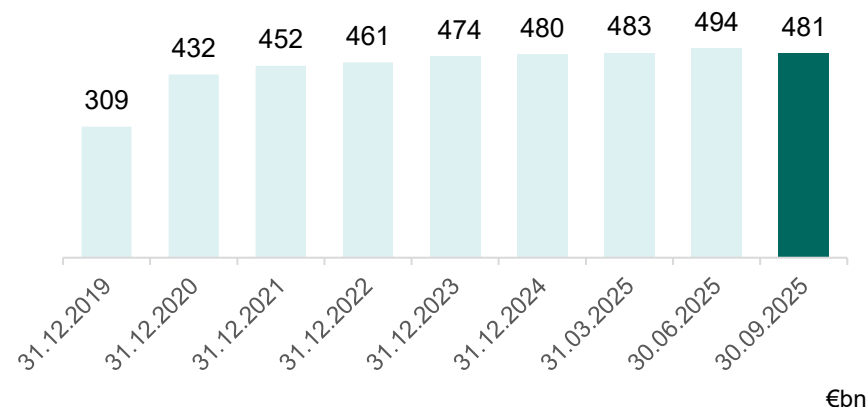
### — High level of high-quality liquid assets (HQLA) (€380bn as of 30.09.25)

- Of which 46% in deposits at central banks; and
- And 54% in mostly “level 1” debt securities

### — Breakdown of deposits by geography as of 30.09.25



### — Change in immediately available liquidity reserve<sup>2</sup>



1. Excluding non-operational deposits under one month; 2. Liquid market assets or eligible assets in central banks (counterbalancing capacity), taking into account prudential standards, notably US standards, minus intra-day payment system needs

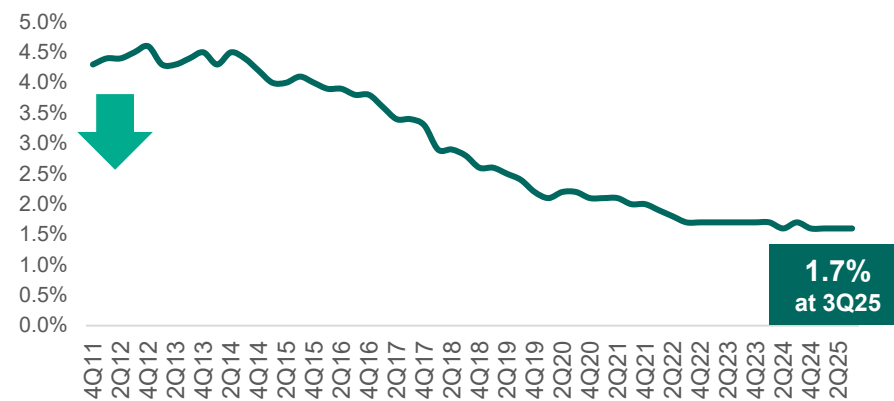


## COST OF RISK | Risk under control thanks to the quality and diversification of the portfolio

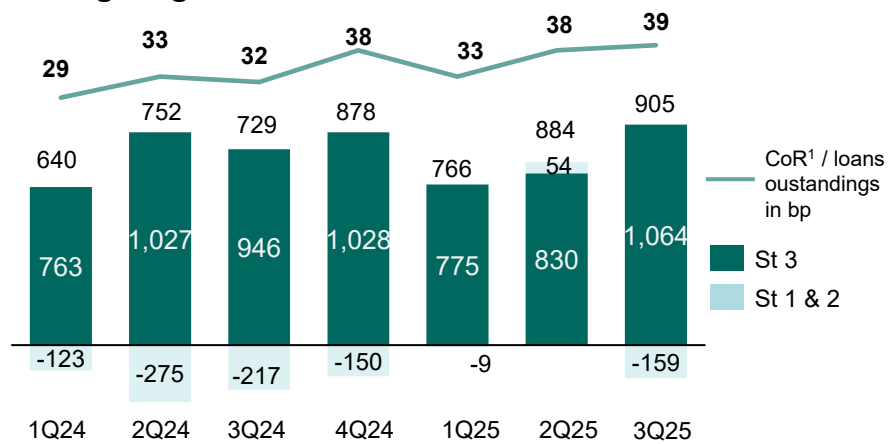
### Cost of risk at 39 bps, in line with our 2024-2026 trajectory

Cost of risk <sup>1</sup> / customer loans outstanding	39 bps	Stage 3 provision	€14.0bn
Doubtful loans/gross outstandings	1.7%	Doubtful loans	€21.0bn
Stock of provisions	€18.4bn	Stage 3 coverage ratio	66.6%

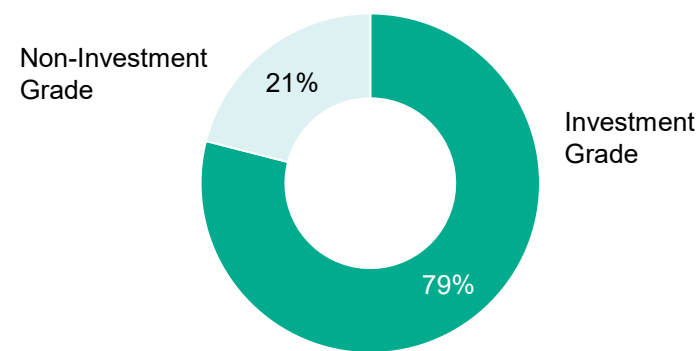
### The ratio of doubtful loans is low and has long been declining steadily



### Stage 3 cost of risk contained and base effect from strong stage 1&2 releases in 3Q24

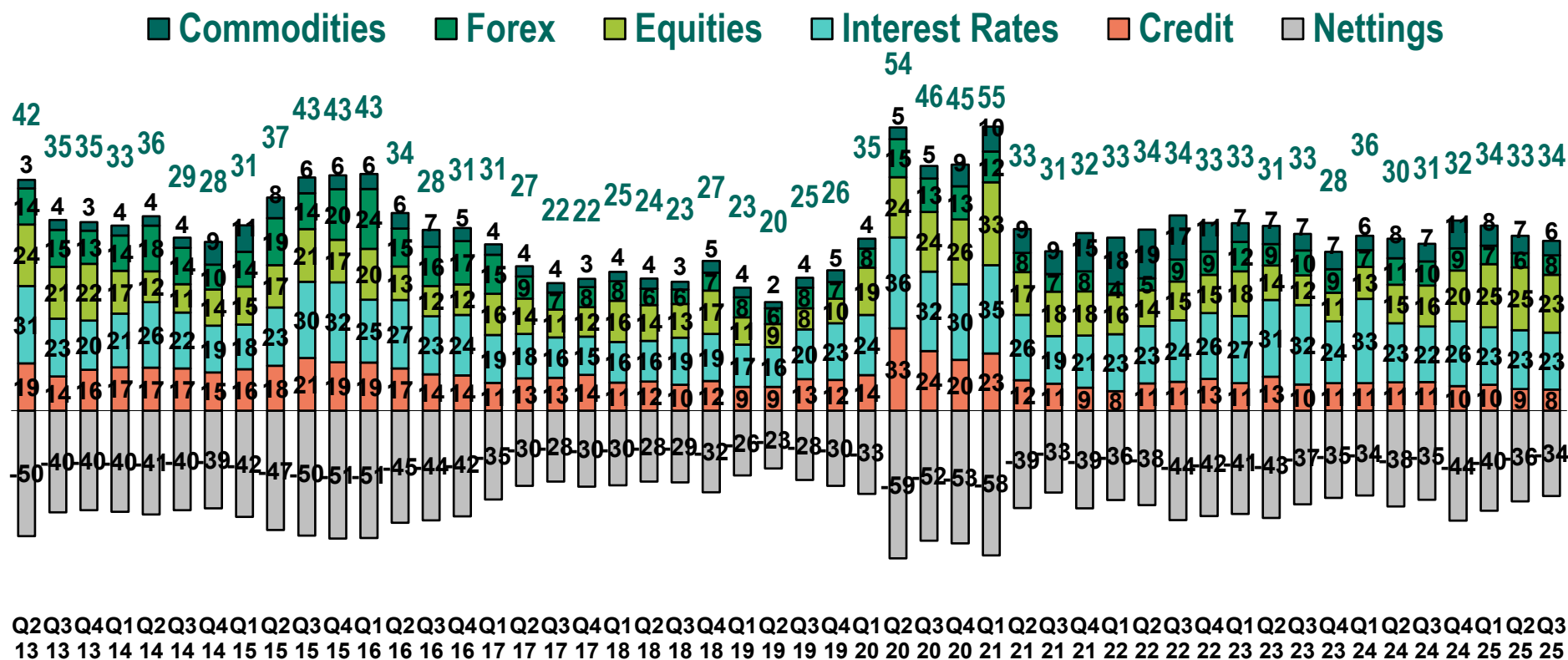


### The quality of our client franchise is a strong asset in the current environment



Breakdown of gross credit exposures<sup>2</sup>

— Average 99% 1-day interval VaR (Value at Risk) (€m)



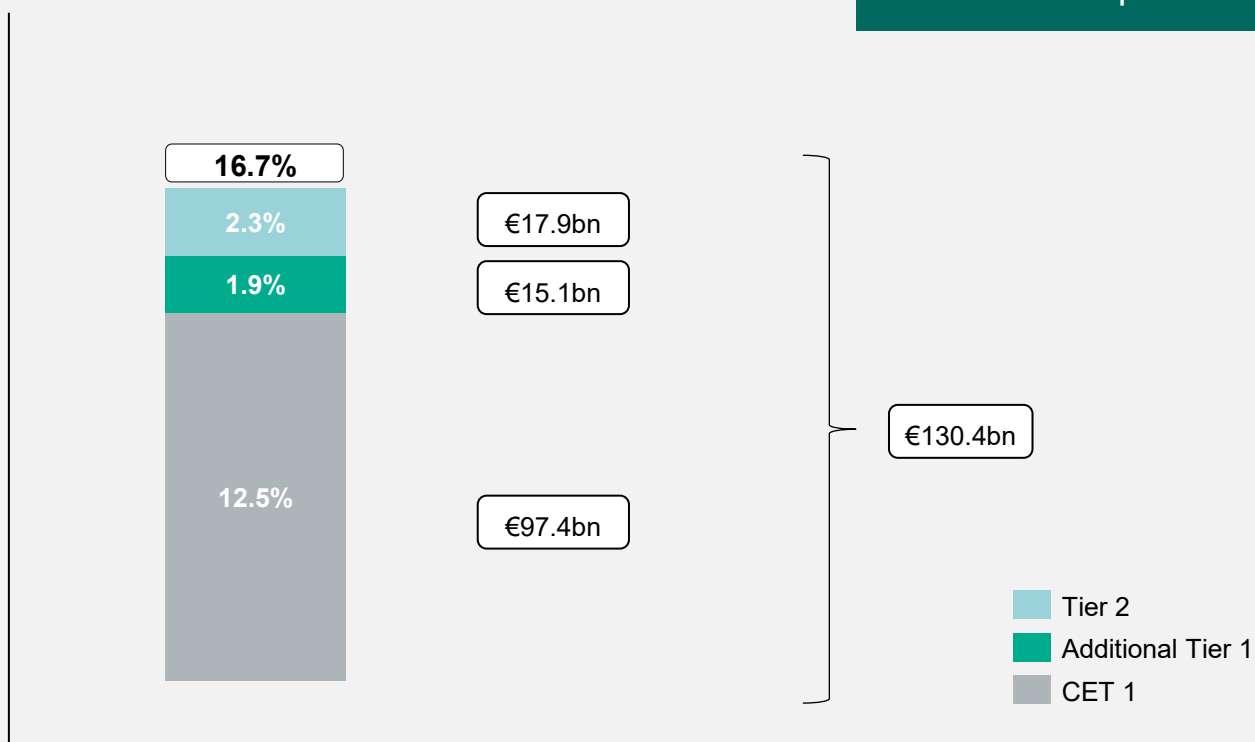
— Average<sup>1</sup> Group VaR low in 3Q25, stable compared to 2Q25.

- Average Group VaR in Q3 2025: €34m.
- No VaR theoretical back-testing event was observed in 3Q25.
- As of 9M25, two theoretical back-testing events are used to calculate the VaR capital charge, without impacting the capital requirements



Prudential Total Capital as at 30.09.25

~€130.4bn of prudential Total Capital as at 30.09.25



## MREL RATIO | Requirements as at 30.09.25 – MREL and subordinated MREL

### — MREL requirements as at 30.09.25:

- 22.19% of RWA (27.06% of RWA including the combined buffer requirement<sup>1</sup>)
- 5.91% of leverage exposure

### — Subordinated MREL requirements as at 30.09.25:

- 14.78% of RWA (19.65% of RWA including the combined buffer requirement<sup>1</sup>)
- 5.75% of leverage exposure

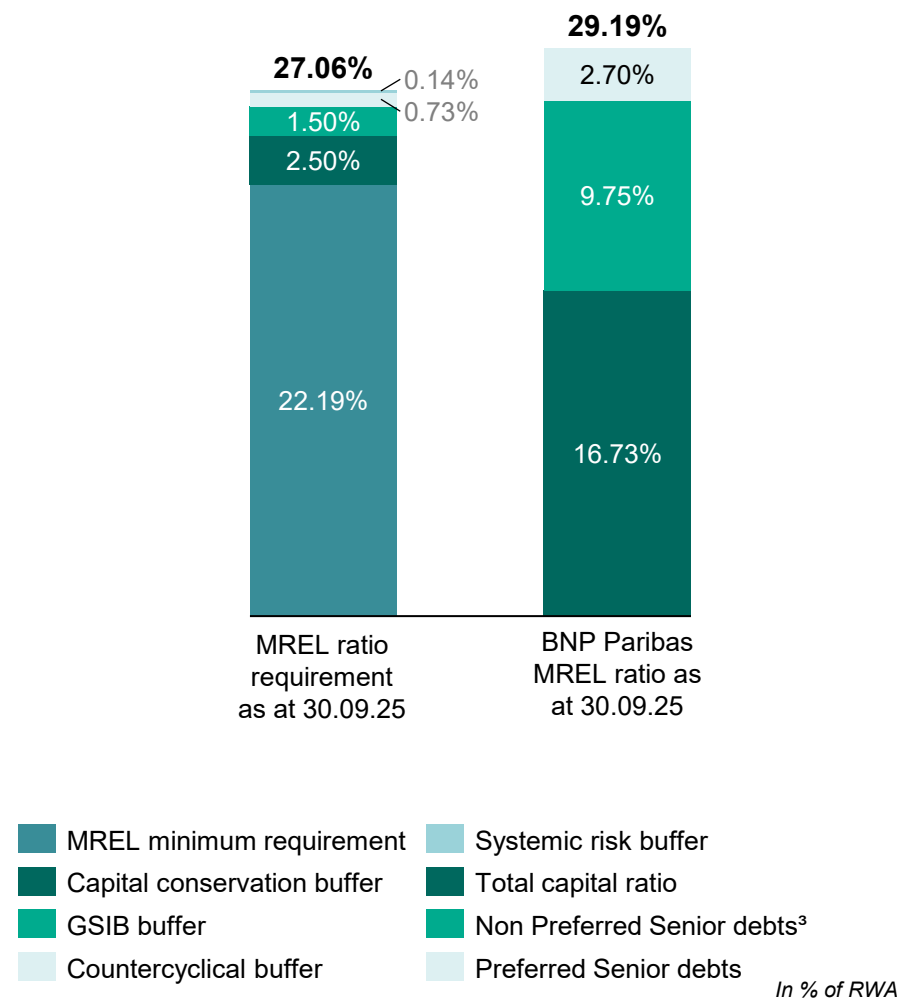
### — BNP Paribas MREL ratio as at 30.09.25

- 29.2% of RWA<sup>2</sup>:
  - 16.7% of Total capital
  - 9.8% of Non Preferred senior debt<sup>3</sup>
  - 2.7% of Preferred senior debt
- 8.8% of leverage exposure

### — BNP Paribas subordinated MREL ratio as at 30.09.25

- 26.5% of RWA<sup>2</sup>
- 8.0% of leverage exposure

### — MREL ratios



1. Combined buffer requirement of 4.87% as at 30.09.25; 2. Calculated on € 779 bn RWA as at 30.09.25, including transitional arrangements allowed in the Art. 495 of CRR (2024/1623); 3. Principal amount outstanding and other regulatory adjustments, including amortised portion of Tier 2 instruments

# TLAC RATIO | ~360 bps above the requirement based on RWA without calling on the preferred senior debt allowance as at 30.09.25

## — TLAC requirement as at 30.09.25: 22.87% of RWA

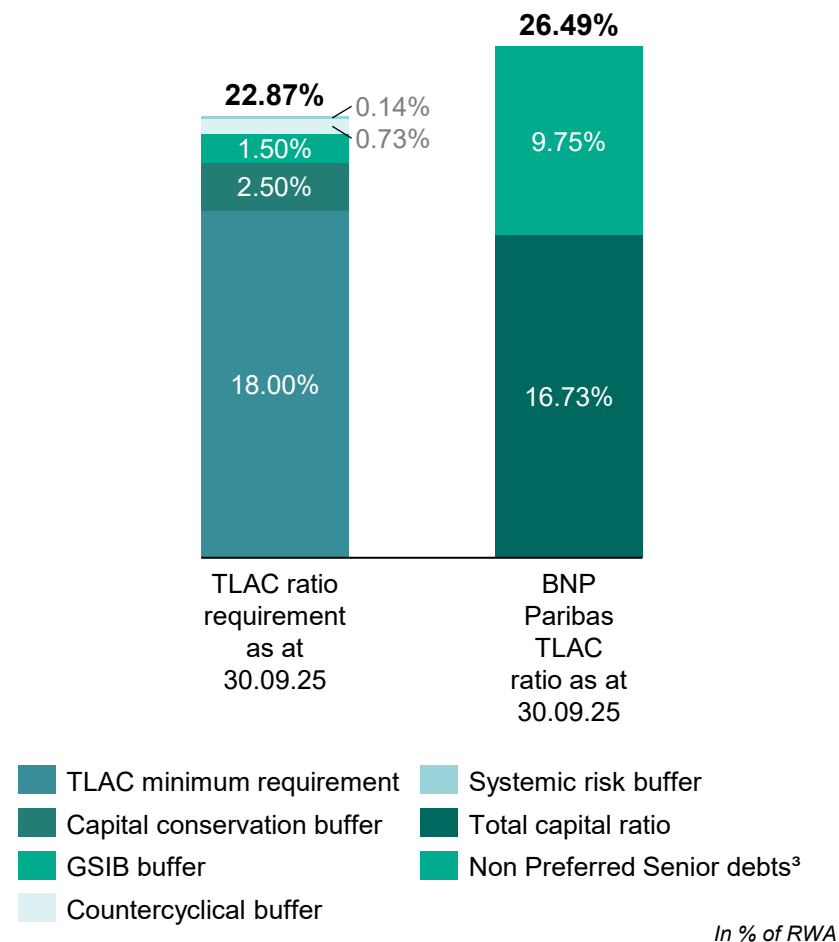
- Including capital conservation buffer, G-SIB buffer, countercyclical capital buffer (73 bps), systemic risk buffer (14 bps)

## — TLAC requirement as at 30.09.25: 6.75% of leverage exposure

## — BNP Paribas TLAC ratio as at 30.09.25<sup>1</sup>

- **26.5% of RWA<sup>2</sup>:**
  - 16.7% of total capital as at 30.09.25
  - 9.8% of Non Preferred Senior debt<sup>3</sup>
  - Without calling on the Preferred Senior debt allowance
- **8.0% of leverage exposure**

## — TLAC ratios



1. In accordance with Regulation (EU) No. 2019/876, Article 72b paragraphs 3 and 4, some Preferred Senior debt instruments (amounting to 21,068 million euros as at 30 September 2025) are eligible within the limit of 3.5% of risk-weighted assets; BNP Paribas did not use this option as at 30 September 2025; 2. Calculated on € 779 bn RWA as at 30.09.25, including transitional arrangements allowed in the Art. 495 of CRR (2024/1623);

3. Principal amount outstanding and other regulatory adjustments, including amortised portion of Tier 2 instruments



## MDA | Distance to MDA restrictions as at 30.09.25

### Capital requirements as at 30.09.25<sup>1</sup>:

- CET1: 10.51%
- Tier 1: 12.31%
- Total Capital: 14.71%

### Leverage requirement as at 30.09.25: 3.85%

### MREL requirement as at 30.09.25: 27.06%

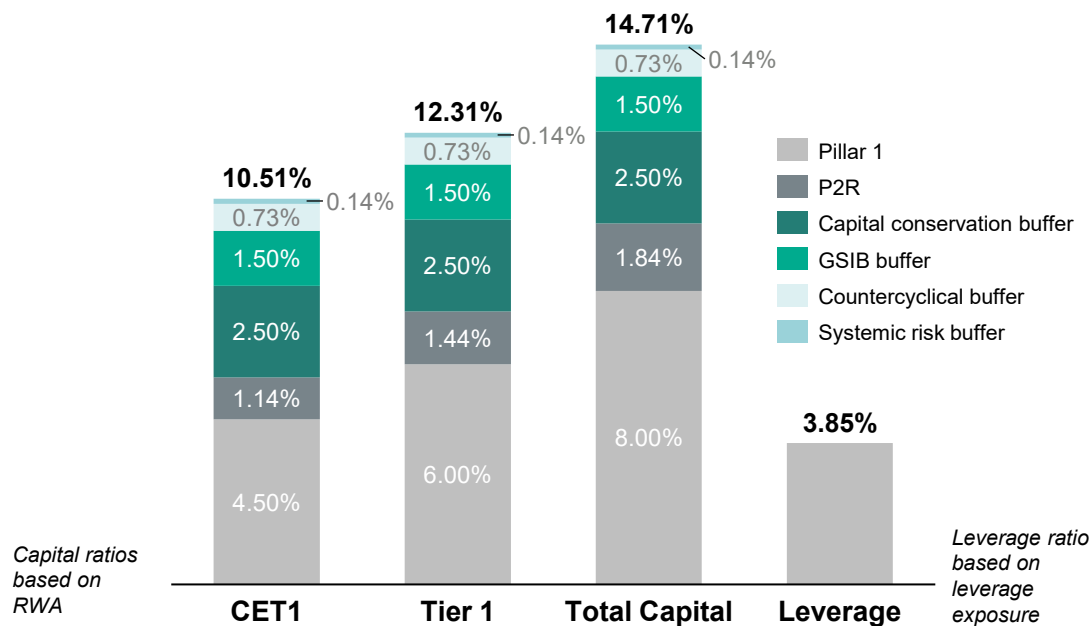
- Significant distance to M-MDA

Distance as at 30.09.25 to Maximum Distributable Amount restrictions<sup>2</sup>, equal to the lowest of the calculated amounts: €13 bn

BNP Paribas phased-in ratios as at 30.09.25

Distance as of 30.09.25 to Maximum Distributable Amount restrictions<sup>2</sup>

### Capital and leverage requirements as at 30.09.25<sup>1</sup>



12.5 %

16 bn€<sup>3</sup>

14.4 %

17 bn€<sup>3</sup>

16.7 %

16 bn€<sup>3</sup>

4.3 %

13 bn€<sup>4</sup>



1. Including countercyclical capital buffer of 73 bps as at 30.09.25; 2. As defined by the Article 141 of CRD5; 3. Calculated on € 779 bn RWA as at 30.09.25, including transitional arrangements allowed in the Art. 495 of CRR (2024/1623); 4. Calculated on €2,592bn leverage exposures as at 30.09.25



## MEDIUM/LONG-TERM REGULATORY FUNDING

### Regulatory issuance plan 2025 of €22.5bn<sup>1</sup>

~94% of the 2025 regulatory issuance plan realised as of October 17<sup>th</sup> 2025

#### Capital instruments regulatory issuance plan for 2025

€6.5bn<sup>1</sup>

##### Capital instruments:

###### AT1: €1.3bn already issued<sup>2</sup>, including:

- \$1.50bn, Perp NC10, 7.45% coupon, US Treasuries+313.4 bps

###### Tier 2: €4.9bn already issued<sup>2</sup>, including:

- C\$650m, 10NC5, Goc+148 bps
- CHF300m, 10NC5, CHF mid-swap+130 bps
- €1.00bn, 10.5NC5.5 mid-swap€+155 bps
- €1.50bn, 12NC7 mid-swap€+165 bps
- €1.00bn, 10.5NC5.5, mid-swap€+180 bps
- £400m, 10.8NC5.8, UK Gilt+180 bps

#### Senior medium-long term regulatory issuance plan for 2025

€16.0bn<sup>1</sup>

##### Senior Debt:

###### Non Preferred Senior: €12.1bn already issued<sup>2</sup>, including:

- €1.50bn, 8NC7, mid-swap€+105 bps
- \$1.25bn, 6NC5, US Treasuries+135 bps
- \$1.60bn, 4NC3, US Treasuries+120 bps
- \$400m, 4NC3, SOFR+143 bps
- €1.50bn, 11NC10, mid-swap€+150 bps
- €750m, 4NC3, €3m+75 bps
- €1.75bn, 6NC5, mid-swap€+120 bps
- CHF260m, 6y bullet, green bond, CHF mid-swap+115 bps
- \$2.25bn, 8NC7, US Treasuries+127 bps

###### Preferred Senior: €2.8bn already issued<sup>2</sup>, including:

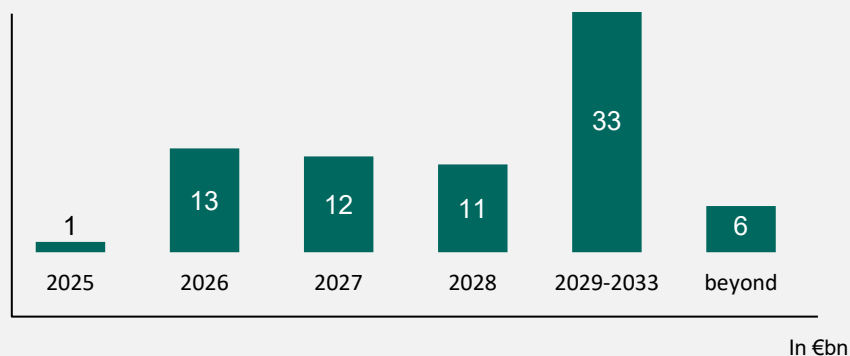
- €1.25bn, 5NC4, mid-swap€+80 bps

1. Subject to market conditions and regulatory developments, indicative amounts; 2. Valuation in € based on historical FX rates for cross-currency swapped issuances and on trade date for others

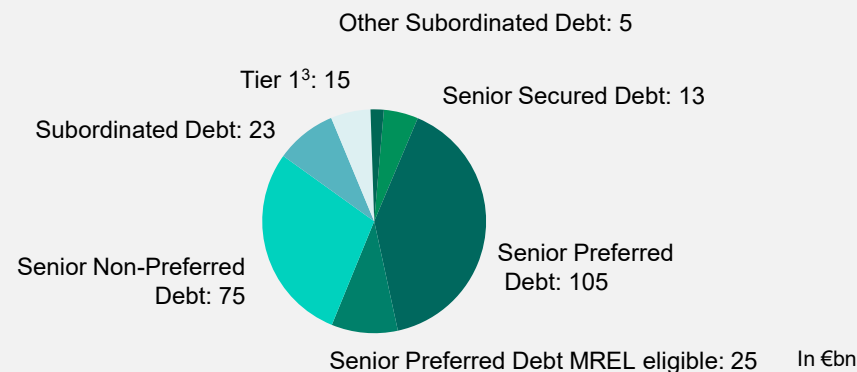
## FUNDING | Medium/Long Term Funding Outstanding

Active management of the wholesale funding structure

### Economic maturities of Senior Non-Preferred debt<sup>1</sup>



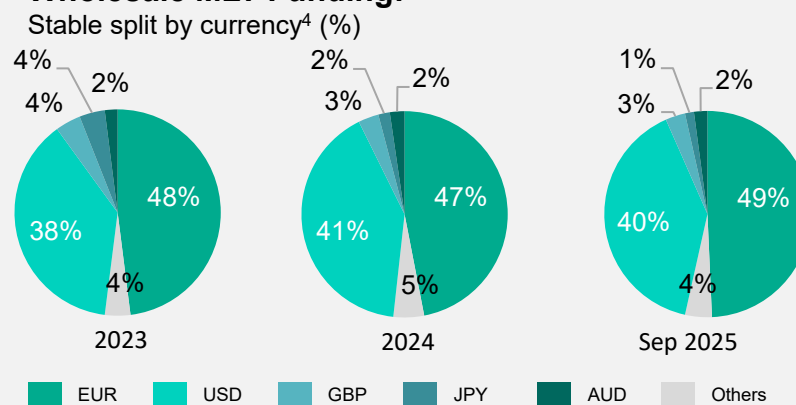
### Wholesale MLT funding outstanding breakdown (€262bn) in bn€



### Evolution of existing Tier 1 and Tier 2 debt (as at 30.06.25; eligible or admitted to grandfathering)<sup>2</sup>

€bn	30.09.25	01.01.26	01.01.27
AT1	15	15	15
T2	22	21	19

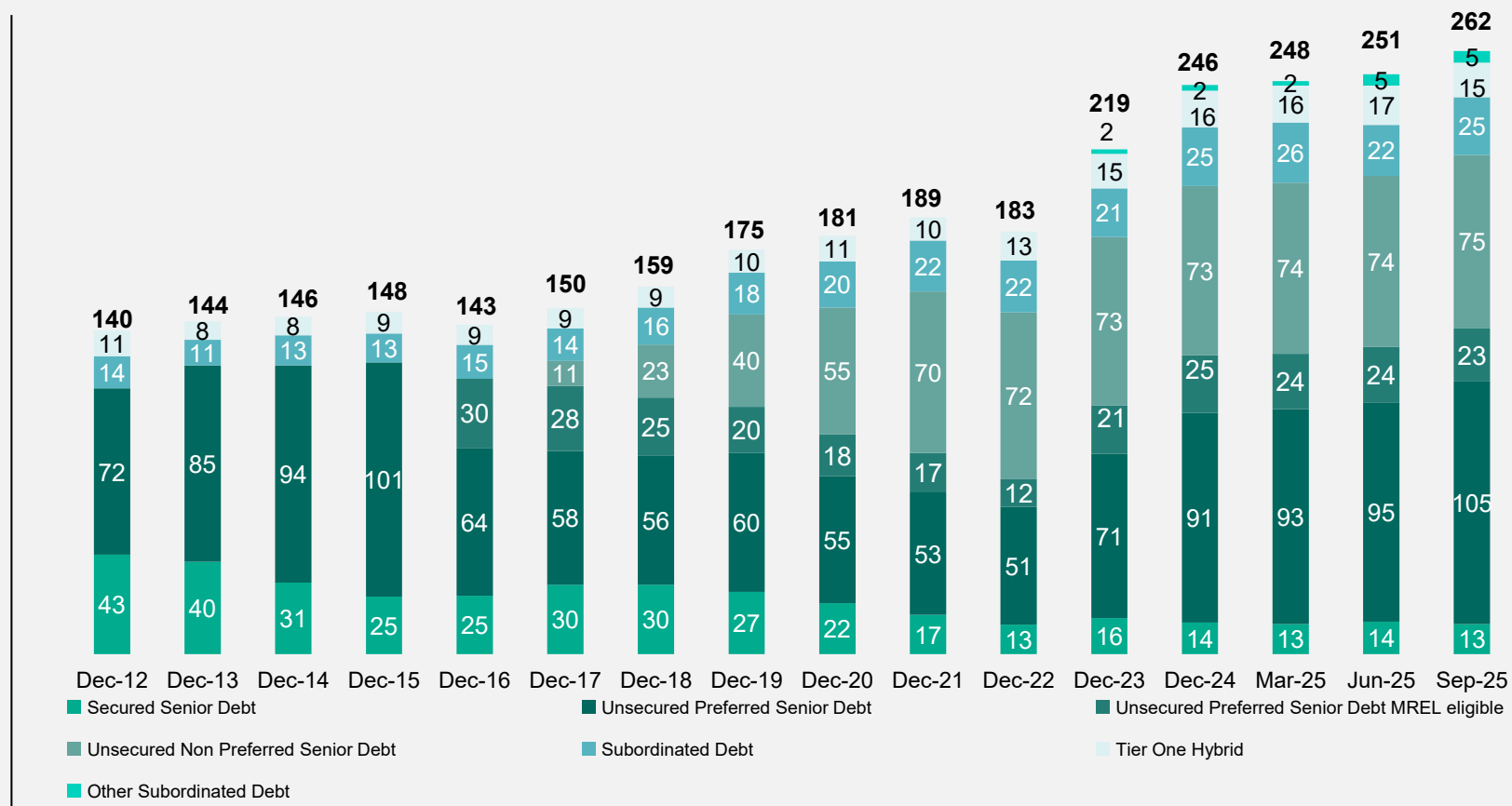
### Wholesale MLT Funding:



1. The economic maturity is defined as either the contractual maturity or the next call date when the instrument has an early redemption option; carrying amount; figures as of 30.09.2025; 2. Maturity schedule taking into account prudential amortisation of existing instruments as at 30.09.25, excluding future issuances, assuming callable institutional instruments are called at the first call date, and taking into account the grandfathering phasing out; 3. Accounting figures of debt qualified prudentially as Tier 1 booked as deeply subordinated debt or as equity; 4. Issuance currency

## MEDIUM/LONG-TERM FUNDING OUTSTANDING

### Wholesale MLT funding outstanding<sup>1</sup> (€bn)



1. Source: ALMT funding. Until 2021, nominal amounts of issuances, valued at end of quarter, except for Tier 1 valued at historical FX rate. Since 2022, carrying amounts.



## BNP PARIBAS LONG-TERM DEBT RATINGS BY DEBT CATEGORY\*

	Standard & Poor's	Moody's	Fitch Ratings	DBRS
Senior Preferred	A+	A1	AA-	AA (Low)
Senior Non-Preferred	A-	Baa1	A+	A (High)
Tier 2	BBB+	Baa2	A-	A
Additional Tier 1	BBB-	Ba1	BBB	NA
Outlook	Stable	Stable	Stable	Stable

\* Latest Rating Committee Date (17 June 2025). Any rating action may occur at any time



— SECTION 3 —

## Focus: AXA IM

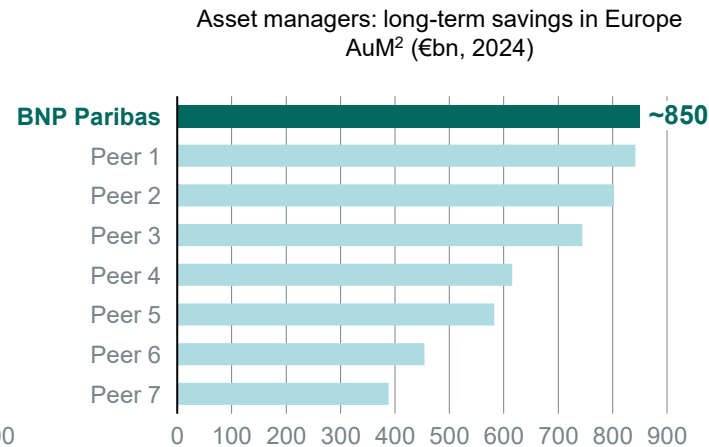
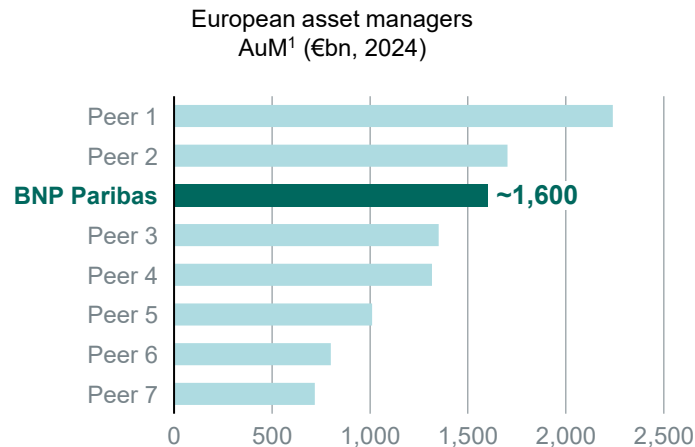


**BNP PARIBAS**

The bank for a changing world

# AXA IM INTEGRATION | Creating a European leader in asset management, at the core of our integrated model

## The AXA IM acquisition provides us with critical mass to roll-out our scaled-up platform...



### Asset management

~€1,600bn in AuM **#3 European<sup>1</sup>**

### Long-term savings

~€850bn in AuM **#1 European<sup>2</sup>**

### Alternative assets

~€300bn in AuM **#1 European<sup>3</sup>**

## ...thereby generating significant synergies

**~€550m**

Revenue and cost synergies by 2029\*

**Insource operations & asset management expertise**

**Develop partnerships** with insurers and pension funds, beyond AXA and BNP Paribas Cardif

**Accelerate cross-selling** within the Group, with the 3 operating divisions

**Foster the distribution set-up** of our Originate & Distribute model

**Deploy distribution of alternative assets** internally and externally

\*Financial estimates



**BNP PARIBAS**

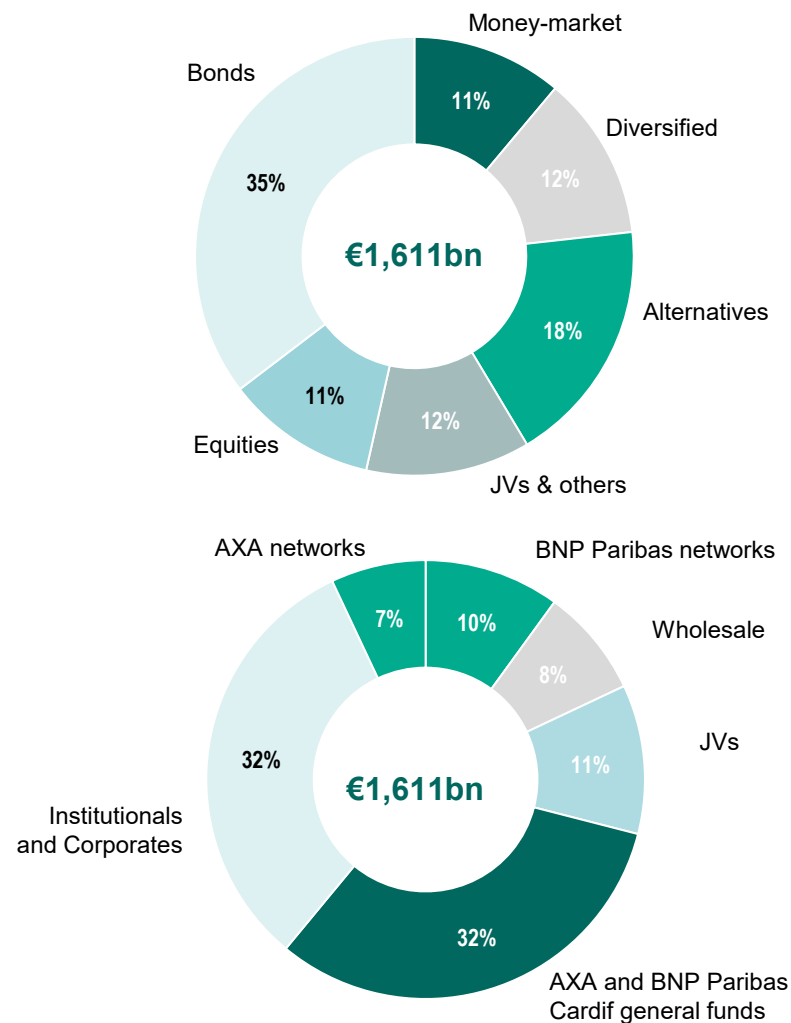
The bank for a changing world

Debt Investors Presentation – 3Q25 | 23

## AXA IM INTEGRATION | Scaling-up with unique growth levers

### — A well-balanced asset portfolio and distribution network

Combined AuM<sup>1</sup> (30.09.2025)



### — Unique growth levers

**The only European asset manager with a full and scaled-up offering**

- Alternative assets
- Active and thematic strategies
- Fast-growing passive and ETF strategies

**A unique integrated Group model**, with special access to permanent capital, asset origination partnerships, and distribution capacities

**Strong capabilities in asset management for insurers** with strategic partnerships with AXA and BNP Paribas Cardif and a scaled-up fixed-income platform (~€750bn in AuM)

**Acknowledged leadership in sustainable investment**, contributing to long-term performance and meeting client expectations



### Leveraging on the strength of a comprehensive, high-performing offering

#### — **Alternative assets:** Strengthening our leadership

- **Significant growth potential based on a strong track-record and blockbuster funds**
  - Leader in real-estate assets and an expert in decarbonisation
  - Acknowledged performance track-record in all private credit assets
  - Unique capabilities in long-term infrastructure assets
  - Private equity expertise, including on secondaries
- **Aligning interests:** AXA, BNP Paribas and 3<sup>rd</sup> party investors

#### — **Liquid assets:** Capitalising on our critical mass

- **Scaled-up, high-performing and distinctive strategies**
  - Comprehensive **fixed income platform**
  - **Equity conviction strategies** and leadership in sustainable thematic
- **ETFs (active and passive):** strongest growth<sup>1</sup> in Europe in 2025, acceleration plan

Unique capacity among European asset managers to offer a comprehensive range of solutions across the liquid-illiquid spectrum

### Offering solutions addressing our clients' needs

#### — **Institutionals:** Resetting market standards

- **Strategic partnerships with AXA and BNP Paribas Cardif**
- **Developing the activity with 3<sup>rd</sup> party insurers**, thanks to unique capabilities and a dedicated value proposition
- **A benchmark platform** for insurers and pension funds

#### — **Retail & Wealth Management:** Unlocking our potential

- Partnerships with **BNP Paribas** (Wealth Management, CPBS) and **AXA** distribution networks
- Broader distribution of **alternative assets**
- **Suite of modular services and innovative digital solutions** for developing external distribution

## AXA IM INTEGRATION | ~€550m in estimated revenue and cost synergies\* by 2029

— **Cost synergies\***: deploying a high-performing platform at scale

**~€400m**

Pre-tax  
~18% of the combined  
cost base

- Alignment of capabilities within a combined structure
- Real estate asset optimisation and systems streamlining
- Streamlining external spending

— **Revenue synergies\***: capitalising on the integrated model to accelerate growth

**~€150m**

Pre-tax  
Net of additional costs

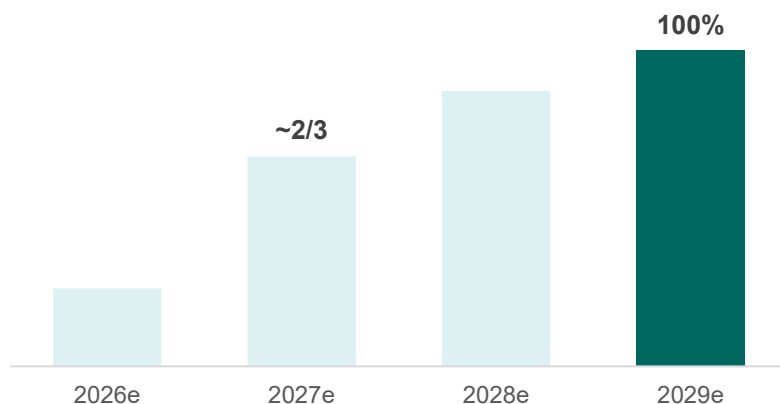
- Insourcing of asset management operations and capabilities
- Acceleration of business development

— **Restructuring charges and other items (pre-tax)**

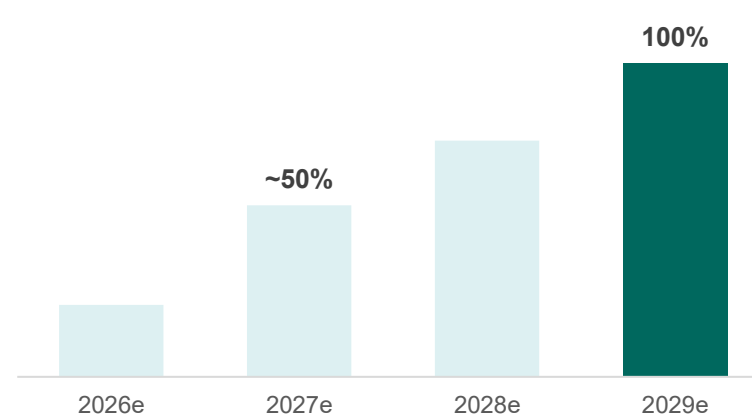
- **~€690m** of restructuring charges\*
- **~€100m**: annual amortisation of partnership agreement

**CET1 ratio impact**  
**- 35 bps**  
**€2,800m of invested capital**

— **Full completion of cost synergies\* by 2029**



— **Full completion of revenue synergies\* by 2029**



\*Financial estimates



**BNP PARIBAS**

The bank for a changing world

Debt Investors Presentation – 3Q25 | 26

# ENDNOTES

## • Slide 4

1. Cost of risk does not include “Other net losses for risk on financial instruments”
2. Net Income, Group share
3. Tangible net book value, revaluated at end of period, in €
4. Transition to phased-in ratios and RWA starting from Q2 2025, in order to align with the calculation of the regulatory requirement (MDA calculation), take into account the Group's 2030 horizon, and to reflect the standards used by the market. Phased-in CET1 calculated on the basis of €779bn in risk-weighted assets as of 30.09.2025; including transitional arrangements as defined in Art.465, 468 and 495 of CRR

## • Slide 6

1. RONE: Pre-Tax net income / Allocated equity
2. ROTE: Return on non revaluated tangible equity, see appendices for detailed computation

## • Slide 7

1. RoIC: projection of net income group share generated from 2028 on redeployed capital, divided by the allocation of corresponding CET1 capital (35 bps, €2,800m invested capital)

## • Slide 8

1. Net Income, Group share
2. Earnings per share calculated on the basis of Net income, Group share, adjusted for the remuneration of undated super-subordinated notes and the average number of shares outstanding
3. Cost of risk does not include “Other net losses for risk on financial instruments”

## • Slide 10

1. Transition to phased-in ratios and RWA starting from Q2 2025, in order to align with the calculation of the regulatory requirement (MDA calculation), take into account the Group's 2030 horizon, and reflect the standards used by the market. Phased-in CET1 calculated on the basis of €779bn in risk-weighted assets as of 30.09.2025; including transitional arrangements as defined in Art.465, 468 and 495 of CRR
2. SREP CET1 requirement: Including countercyclical capital buffer of 73 bps and a systemic risk capital buffer of 14 bps as of 30.09.25
3. End of Period LCR calculated in accordance with regulation (CRR) 575/2013 – Art. 451b
4. Leverage calculated in accordance with Regulation (EU) 575/2013 – Art. 429
5. Organic RWA: excluding FX, scope, OCI, regulatory and model impact

## • Slide 12

1. Cost of risk does not include “Other net losses for risk on financial instruments”
2. Investment Grade – external rating or internal equivalent; breakdown in gross balance-sheet credit exposure as of 30.06.25

## • Slide 13

1. VaR calculated to monitor market limits

## • Slide 23

1. Ranking based on assets under management (AuM) as of 31.12.2024, published by the companies. Pro forma combined assets including AuM from the proposed delegation of BNP Paribas Cardif's assets
2. Ranking based on assets under management (AuM) as of 31.12.2024 for internal and external insurers and external pension funds (global AuM for European asset managers; European AuM for non-European asset managers).
3. Ranking based on alternative AuM as of 31.12.2024. BNP Paribas analysis based on assets under management, including distributed assets and assets under advisory, as reported on 31.12.2024

## • Slide 24

1. Assets under management including distributed assets and assets under advisory

## • Slide 25

1. Ranking of the top 10 ETF providers in Europe, based on the NNC ratio for the first 9 months of 2025 (9M2025) relative to assets under management at the end of 2024



## CONTACTS AND UPCOMING EVENTS

### Investor Relations

Bénédicte Thibord, Head of Investor Relations and Financial Information

#### Equity

Raphaëlle Bouvier-Flory  
Lisa Bugat  
Tania Mansour  
Olivier Parenty  
Guillaume Tiberghien

#### Debt & ratings agencies

Tania Mansour  
Olivier Parenty

#### Individual shareholders & ESG

Antoine Labarsouque

[Investor.relations@bnpparibas.com](mailto:Investor.relations@bnpparibas.com)

### Upcoming events

#### Earnings reporting date and General Assembly

- 4Q 2025 Earnings reporting: 5 February 2026
- 1Q 2026 Earnings reporting: 30 April 2026
- General Assembly 2026 : 12 May 2026
- 2Q 2026 Earnings reporting : 23 July 2026

#### Strategic presentations

- Capital Markets Day BNP Paribas Polska : 11 December 2025
- Deep Dive BCEB : 1H26
- Deep Dive AXA IM : 1H26

**The consensus, compiled and aggregated by the Investor Relations team,** is available via the following link: [Equity BNP Paribas | Investors & Shareholders | BNP Paribas Group](#)

It reflects the arithmetic average forecasts of various P&L headings for the Group, sent by analysts invited by BNP Paribas to contribute to the consensus.