



BNP PARIBAS

BNP Paribas Contingent Convertible
USD AT1

December 2025



BNP PARIBAS

The bank for a changing world

DISCLAIMER

The figures included in this presentation are unaudited.

As a reminder, on 28 March 2025, BNP Paribas published quarterly series for 2024, restated to reflect, among other things, the transposition into European Union law of the finalisation of Basel 3 (Basel 4) by Regulation (EU) 2024/1623 of the European Parliament and of the Council of 31 May 2024 amending Regulation (EU) No 575/2013, the change in the allocation of normalized equity from 11% to 12% of risk-weighted assets, and the reclassification of income and business data from the non-strategic perimeter of Personal Finance to Corporate Centre. This presentation reflects this restatement.

This presentation includes forward-looking statements based on current beliefs and expectations about future events. Forward-looking statements include financial projections and estimates and their underlying assumptions, statements regarding plans, objectives and expectations with respect to future events, operations, products and services, and statements regarding future performance and synergies. Forward-looking statements are not guarantees of future performance and are subject to inherent risks, uncertainties and assumptions about BNP Paribas and its subsidiaries and investments, developments of BNP Paribas and its subsidiaries, banking industry trends, future capital expenditures and acquisitions, changes in economic conditions globally, or in BNP Paribas' principal local markets, the competitive market and regulatory factors. Those events are uncertain; their outcome may differ from current expectations which may in turn significantly affect expected results. Actual results may differ materially from those projected or implied in these forward-looking statements. Any forward-looking statement contained in this presentation speaks as of the date of this presentation.

Consequently, actual results may differ from those projected or implied in these forward-looking statements due to a variety of factors. These factors include among others: i) BNP Paribas's ability to achieve its objectives, ii) the impacts from central bank interest rate policies, whether due to continued elevated interest rates or potential significant reductions in interest rates, iii) changes (including interpretation) in regulatory capital and liquidity rules, iv) continued elevated levels of, or any resurgence in, inflation and its impacts, v) the various geopolitical uncertainties and impacts related notably to the war in Ukraine, conflicts in the Middle East, vi) the various uncertainties and impacts related to political instability, including in France, or vi) the precautionary statements included in this presentation.

BNP Paribas undertakes no obligation to publicly revise or update any forward-looking statements in light of new information or future events. It should be recalled in this regard that the Supervisory Review and Evaluation Process is carried out each year by the European Central Bank, which can modify each year its capital adequacy ratio requirements for BNP Paribas.

The information contained in this presentation as it relates to parties other than BNP Paribas or derived from external sources has not been independently verified and no representation or warranty expressed or implied is made as to, and no reliance should be placed on, the fairness, accuracy, completeness or correctness of the information or opinions contained herein. Neither BNP Paribas nor its representatives shall have any liability whatsoever in negligence or otherwise for any loss however arising from any use of this presentation or its contents or otherwise arising in connection with this presentation or any other information or material discussed.

The sum of values contained in the tables and analyses may differ slightly from the total reported due to rounding. The alternative performance measures are defined in the press release published jointly with this presentation.

ADDITIONAL TIER 1 PROPOSED TRANSACTION



BNP PARIBAS

The bank for a changing world

RATIONALE FOR THE OFFERING AND TRANSACTION HIGHLIGHTS | USD Convertible Additional Tier 1 issuance of a Eurozone Leader

Rationale of the offering	Transaction highlights
<ul style="list-style-type: none">▪ This new transaction is part of BNP Paribas' regulatory and liquidity management programme	<ul style="list-style-type: none">▪ Fixed rate perpetual NC 8 structure with 5.125% CET1 trigger and conversion clause▪ USD 144A/RegS offering▪ Expected ratings Ba1/BBB-/BBB (Moody's / S&P / Fitch)▪ CET 1 ratio of 12.5% (€97.4bn) as at 30 September 2025, headroom of €57.4bn over 5.125% trigger



ADDITIONAL TIER 1| Risks and Mitigants

Risks	Mitigants
Potential of conversion	<ul style="list-style-type: none"> ■ Significant distance to trigger: €57.4bn as at 30 September 2025 ■ Floor price set at a 30% discount to share price at issue date
Restriction of coupon payment	<ul style="list-style-type: none"> ■ High amount of distributable items: €46.2bn of retained earnings as at 31 Dec. 2024 ■ Strong earnings generation capacity ■ Distance to MDA restrictions based on 2024 SREP of €13bn as at 30 September 2025¹
Discretionary non-cumulative coupon	<ul style="list-style-type: none"> ■ It is the Issuer's current intention that, whenever exercising its discretion to declare ordinary share dividends, or its discretion to cancel interest on the Notes, the Issuer will take into account, among other factors, the relative ranking of these instruments in the capital structure² ■ Very limited amount of total AT1 coupon relative to the Bank's pre-tax income
Interest-rate risk	<ul style="list-style-type: none"> ■ Reset fixed to fixed at First Call Date and every 5 year thereafter ■ Optional redemption on First Call Date and every 5 year thereafter

1. See slide 24 for detailed calculations; 2. Under the Conditions, however, Interest Amounts on the Notes could conceivably be cancelled while holders of the Issuer's shares continue to receive dividends



ADDITIONAL TIER 1| Structural Features (1/3)

Issuer	BNP Paribas
Issuer Ratings	A1 / A+ / A+ (M/S/F)
Instrument	Perpetual Fixed Rate Resettable Additional Tier 1 Contingent Convertible Notes
Expected Issue Ratings	Ba1 / BBB- / BBB (M/S/F)
Settlement Date	T + 5 / December 15, 2025
First Call Date	December 15, 2033
Maturity	Perpetual NC8
Size	U.S.\$ benchmark
IPT	[•]% area
Ranking	<p>Issuer intends Notes to be treated as additional tier 1 (AT1) capital.</p> <p>So long as the Notes qualify, fully or partly, as AT1 capital, the Notes are deeply subordinated notes (pursuant to Article L.228-97 of the French Commercial Code).</p> <p>If the Notes no longer qualify as AT1 capital or tier 2 (T2) capital, the Notes will automatically constitute direct, unconditional, unsecured and subordinated obligations (in accordance with Article L.613-30-3-I-5° of the French Monetary and Financial Code).</p> <p>If the Notes no longer qualify as AT1 capital but qualify, fully or partly, as T2 capital, the Notes will automatically constitute direct, unconditional, unsecured and subordinated obligations (in accordance with Article L.613-30-3-I-5° of the French Monetary and Financial Code).</p>
Coupon	Fixed rate of [•]% per annum from (and including) the Issue Date to (but excluding) the First Reset Date. Thereafter, coupon will be reset every 5 years to a fixed rate based on the then-applicable CMT Rate + the initial margin of [•] bps (no step-up). Interest is payable semi-annual in arrear in equal installments on June 15 and December 15 of each year, commencing on June 15, 2026 (subject to cancellation).
Reset Dates	December 15, 2033 (the “ First Reset Date ”) and each fifth anniversary date thereafter.
Interest Cancellation	Coupon payment is at the full discretion of the Issuer and is subject to Distributable Items and Maximum Distributable Amount limits. Relevant Regulator may separately require coupon cancellation based on its assessment of the financial and solvency situation of the Issuer. Non-cumulative.
Trigger Event	If, at any time, Group CET1 Ratio is less than 5.125%.

ADDITIONAL TIER 1| Structural Features (2/3)

Conversion upon Trigger Event	<p>If a Trigger Event occurs, the Notes will be converted in full into ordinary shares of the Issuer (the “Conversion Shares”), based on the Conversion Ratio (as defined below).</p> <p>The Issuer will deliver the Conversion Shares to the Conversion Shares Depository (such delivery being the “Conversion”), which shall hold the Conversion Shares on behalf of the Noteholders. The Conversion shall occur without delay upon the occurrence of a Trigger Event, and in any event not later than one month (or such shorter period as the Relevant Regulator may require) following the occurrence thereof. Noteholders must send in a Conversion Shares Settlement Notice in order to obtain delivery of their Conversion Shares.</p> <p>The Conversion shall constitute an irrevocable and automatic discharge of all of the Issuer’s obligations to the Noteholders under the Notes and under no circumstances shall such discharged obligations be reinstated. After the Conversion, Noteholders shall have recourse only to the Conversion Shares Depository for the delivery to them of Conversion Shares.</p>
Conversion Ratio	for each Calculation Amount (i.e., U.S.\$1,000), the lower of (a) the Calculation Amount divided by the current market price of Issuer’s ordinary shares and (b) the Maximum Conversion Ratio. If such current market price is unavailable, the Maximum Conversion Ratio.
Maximum Conversion Ratio	16.3615 ordinary shares per Calculation Amount (being the Calculation Amount divided by the initial Floor Price (rounded down to nearest integral multiple of 0.0001). Subject to anti-dilution adjustments.
Initial Floor Price	U.S.\$61.1189 (or €52.4220) per ordinary share (corresponding to 70% of the average of daily VWAP on each of the five trading days prior to December 8, 2025, converted into U.S.\$).
Statutory Write-down or Conversion	By its acquisition of the Notes, each Noteholder acknowledges, accepts, consents and agrees, among other things, to be bound by the effect of the exercise of the Bail-in or Loss Absorption Power by the Relevant Resolution Authority.
Redemption Amount	100% of the principal amount then outstanding.
Issuer Optional Redemption	On any Reset Date, at the Redemption Amount, together with any unpaid and uncanceled accrued interest.
Optional Redemption – Special Event	Upon the occurrence of certain tax events (including a Withholding Tax Event, Gross Up Event or Tax Deduction Event) and certain capital disqualification events (including a Capital Event or MREL/TLAC Disqualification Event) (each a “Special Event”), at the Redemption Amount, together with any unpaid and uncanceled accrued interest.
Substitution and Variation	If a Special Event has occurred and is continuing, the Issuer may, at its option, without any requirement for the consent or approval of the Noteholders, substitute all (but not some only) of the Notes or vary the terms of all (but not some only) of the Notes so that they become or remain Compliant Securities (subject to giving prior notice to the Noteholders and to regulatory permission if required).



ADDITIONAL TIER 1| Structural Features (3/3)

Waiver of Set-Off	No Noteholder may at any time exercise or claim any right of set-off in respect of any Notes against any right, claim or liability the Issuer has or may have or acquire against such Noteholder.
Taxation	Gross-up of interest payment in the event a payment of interest by the Issuer in respect of the Notes is subject to French Taxes by way of withholding or deduction (save for certain exceptions).
Day Count	30/360; Unadjusted.
Target Market	Eligible counterparties and professional clients only, each as defined in the Directive 2014/65/EU (as amended, “ MiFID II ”), the FCA Handbook Conduct of Business Sourcebook and Regulation (EU) No 600/2014 as it forms part of domestic law by virtue of the European Union (Withdrawal) Act 2018 (“ UK MiFIR ”), as applicable.
Governing Law / Form	New York law, except the ranking and anti-dilution provisions (French law) / Registered book-entry form through DTC, Euroclear and Clearstream.
Listing	Euro MTF market (Luxembourg Stock Exchange).
Denominations	U.S.\$200k + U.S.\$1k.
Sales Restrictions	144A/Reg S.
Global Coordinator and Sole Bookrunner	BNP Paribas Securities Corp.
Joint Leads / No books	[*].
Timing	Today's Business.

DEBT INVESTORS PRESENTATION

THIRD QUARTER 2025



BNP PARIBAS

The bank for a changing world

3Q25 Key points



BNP PARIBAS

The bank for a changing world

KEY POINTS | Solid results in line with our > €12.2bn 2025 net income target

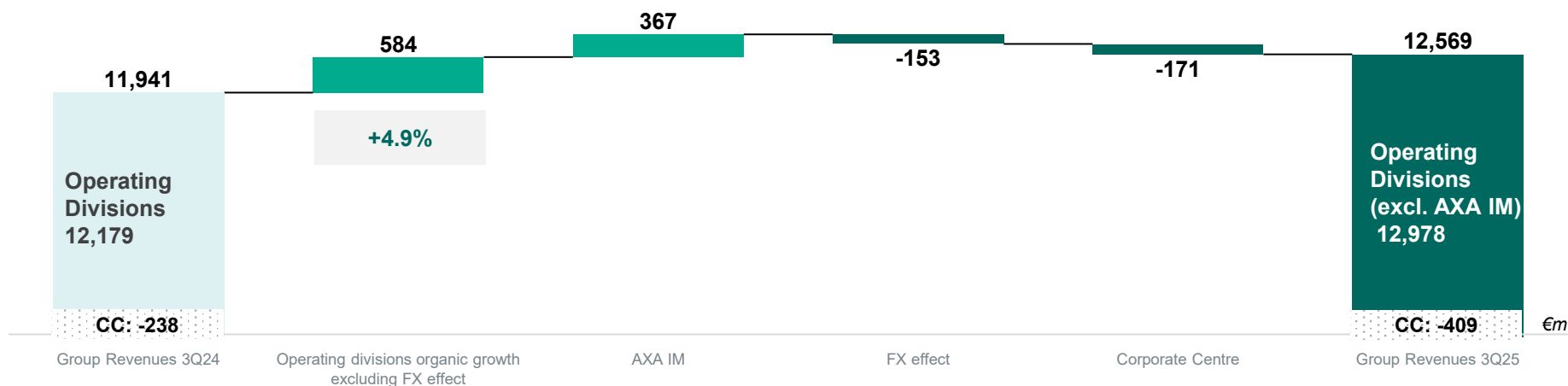
		3Q25 (€m)	Chg. vs. 3Q24
Revenue growth driven by our diversified model	— Revenues	12,569	+5.3%
<ul style="list-style-type: none"> Operating divisions excl. AXA IM*: +3.5% vs. 3Q24; +4.9% at constant exchange rates CIB (+4.5%): Very good quarter despite the exchange-rate impact (+7.7% at constant exchange rates) CPBS (+3.1%): Good performances at Commercial & Personal Banking in the Euro Zone; improvement at Specialised Businesses IPS (+2.9% excl. AXA IM*): Robust organic activity 			
Cost control and operating efficiency	— Operating expenses	7,610	+5.5%
<ul style="list-style-type: none"> Operating divisions excl. AXA IM*: +1.5% vs. 3Q24 Positive jaws effect of operating divisions excl. AXA IM*: +2.0 pts 			
Gross Operating Income	— GOI	4,959	+4.9%
Cost of risk¹ below 40bps	— Cost of risk ¹	39bps	
Pre-tax income	— Pre-tax income	4,284	+5.5%
<ul style="list-style-type: none"> Operating divisions excl. AXA IM*: +5.0% vs. 3Q24 			
Net income² in line with the >€12.2bn 2025 target	— Net income ²	3,044	+6.1%
Net tangible book value per share as of 30.09.25	— TBV ³	€91.2	

Very solid financial structure: CET1⁴ Ratio at 12.5% at 30.09.25

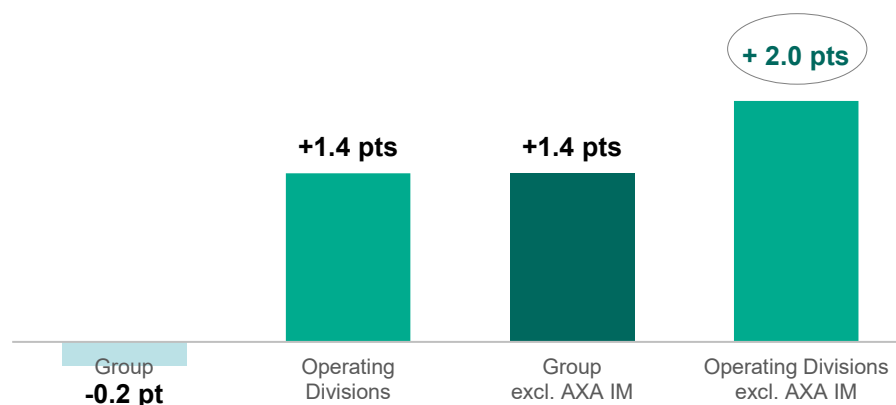
* Consolidation of AXA IM as of 1 July 2025. Restatement performed for better comparison of operational divisions' performance between 3Q24 and 3Q25

KEY POINTS | Our 3Q25 performance is in line with our 2025 net income target

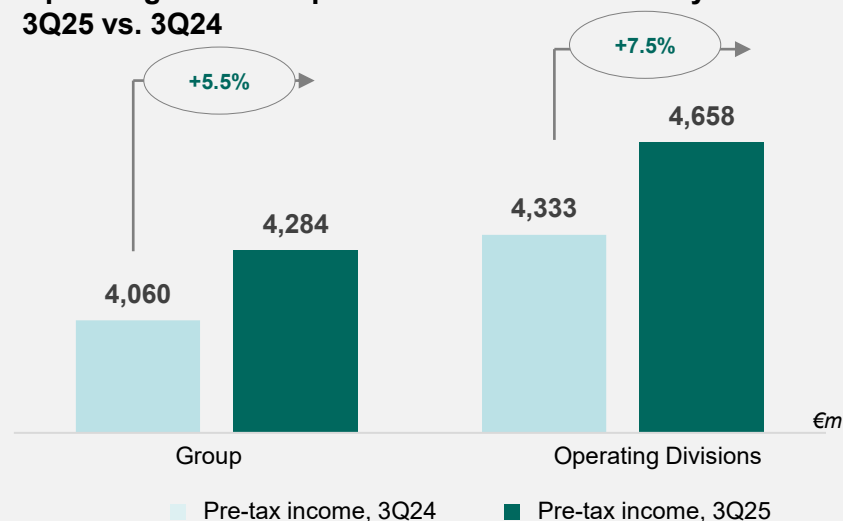
— This quarter, our operating divisions recorded organic revenue growth of **€584m (+4.9% vs. 3Q24)**, excluding FX impact)



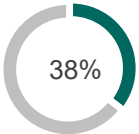
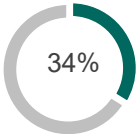
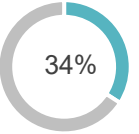
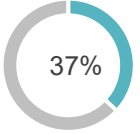
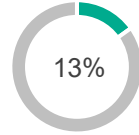
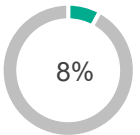
— Jaws effect of operating divisions stands at **+1.4pts** and at **+2.0 pts** excl. AXA IM



— Operating divisions' pre-tax income increased by **+7.5%** in 3Q25 vs. 3Q24



KEY POINTS | Strong growth levers at the core of our integrated model, with cross-sell representing ~1/3 of the Group's revenues

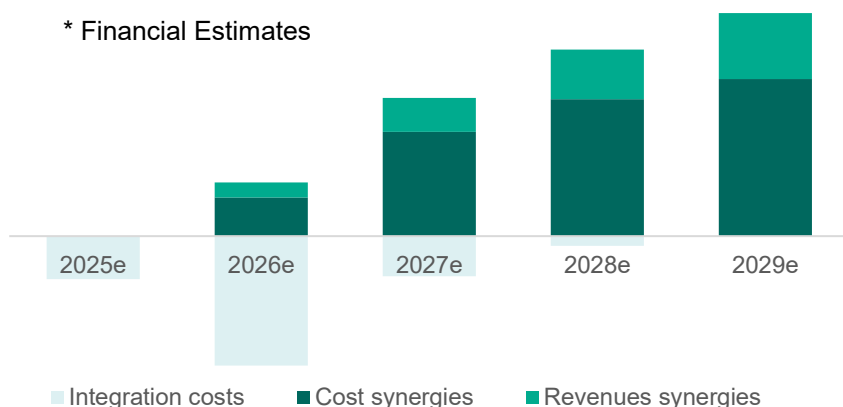
9M25	% Group revenues	% Group RWA	C/I	RoNE ¹ (%)	Growth levers and contribution to Group RoTE ² trajectory
CIB Global Banking Global Markets Securities Services	 38%	 34%	56.4%	22.2%	<ul style="list-style-type: none"> Scaled-up platform and growth engine Steady increase in RoNE¹ (13.3% in 2016; 23.9% in 2024)
CPBS Commercial & Personal Banking Specialised Businesses	 34%	 37%	65.9%	14.1%	<ul style="list-style-type: none"> Commercial & Personal Banking in the Euro Zone: rebound confirmed, driven by the interest-rate environment 2028 CPBF and PF plans: projected +1% impact on Group RoTE², of which +0.5% by 2026 Upcoming CPBB Plan: Deep Dive in 1H26 BNP Paribas Polska Plan: CMD on 11 Dec. 2025
IPS Insurance Asset Management Wealth Management	 13%	 8%	59.2%	23.7%	<ul style="list-style-type: none"> AXA IM: projected impact on the Group's RoTE² trajectory: >+0.5% by 2028 Wealth Management: external growth and development of the European platform BNP Paribas Cardif: external and organic growth, partnerships

The continued increase in the Group's profitability (2028 RoTE² = 13%) will accelerate capital generation (CET1 ratio expected at 12.5% by end-2027)

KEY POINTS | The integration of AXA IM is a highly accretive, strategic lever of transformation

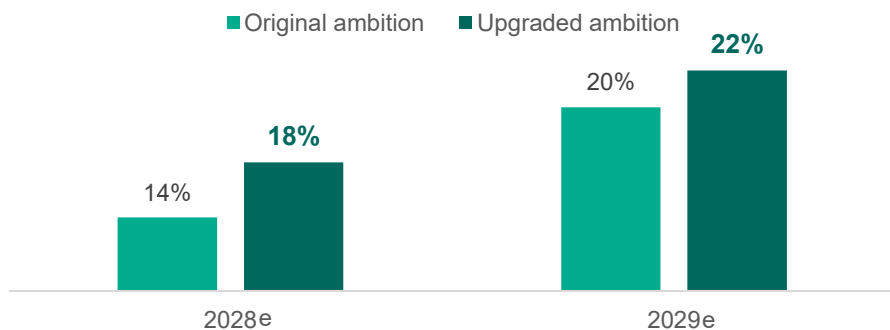
Revenue and cost synergies* are estimated at €550m by 2029 ...

* Financial Estimates



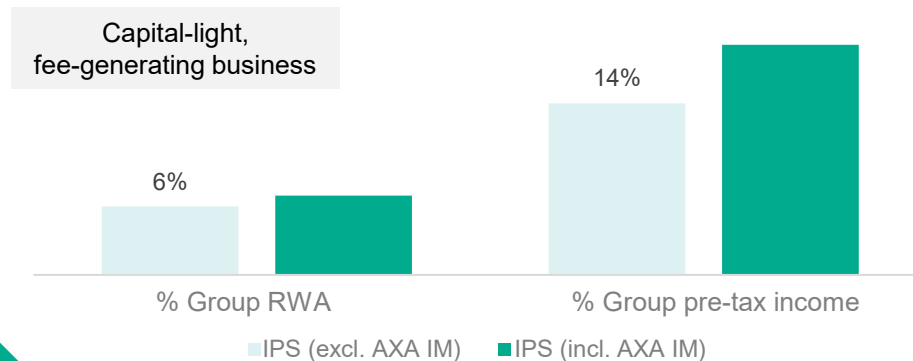
... and on this basis, we are raising our RoIC¹ projection

CET1 impact:
-35bps
(~€2,800m invested capital)

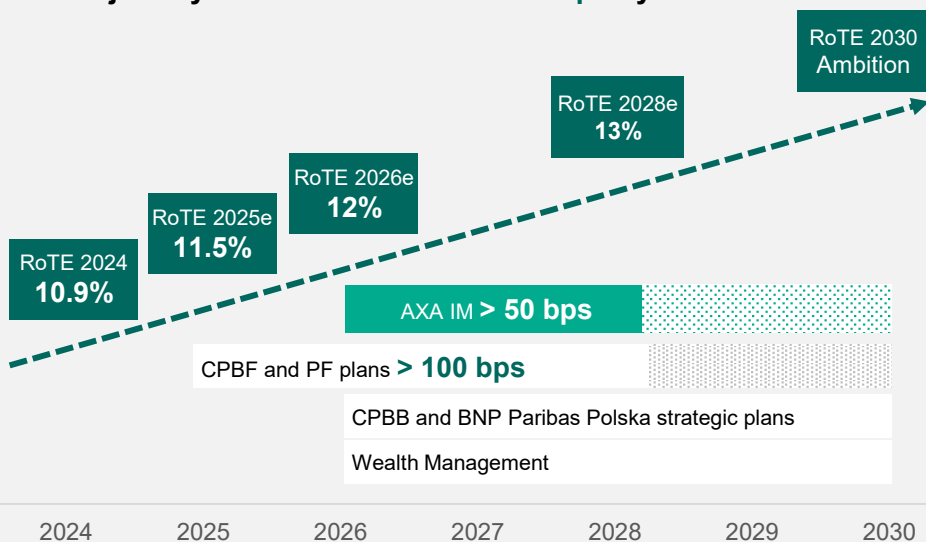


The integration of AXA IM will drive IPS to represent ~ 20% of the Group pre-tax income

- Illustration based on 2024



The integration of AXA IM enhances our RoTE growth trajectory and will account for >50 bps by 2028



KEY POINTS | Our 2024-2026 trajectory supports the acceleration of total shareholder return

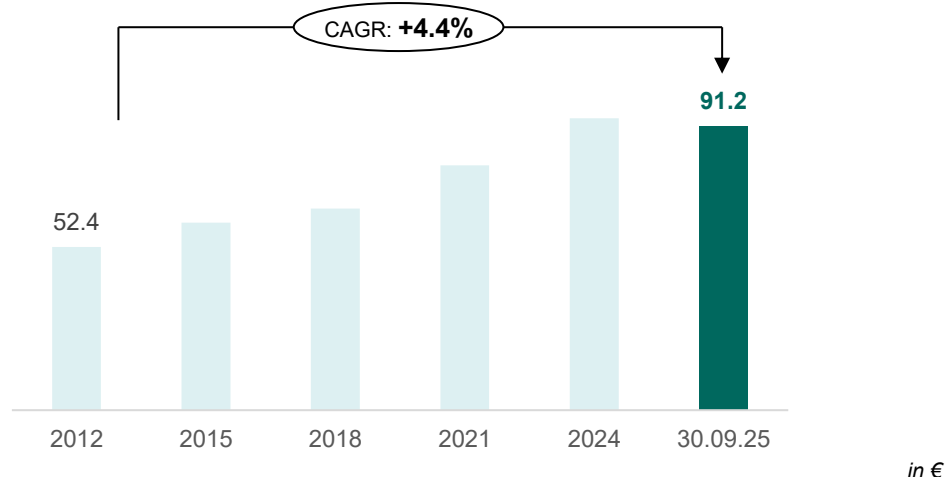
Distribution policy 60%
(50% dividends, 10% share buybacks)

— We confirm our 2024-2026 trajectory

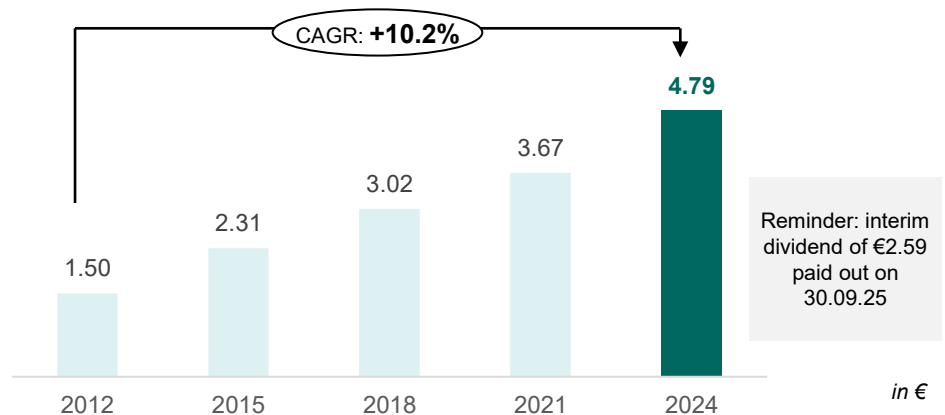
Targets	2024	2026e
RoTE	11%	12%
Net income ¹	€11.7bn	CAGR 24-26 > +7%
EPS ²	€9.57	CAGR 24-26 > +8%

Levers	2024	2026e
Revenues	€48,831m	CAGR 24-26 > +5%
Jaws effect	+2 pts	+1.5 pts/ yr on average
Cost of risk ³	33bps	< 40bps

— Our resilient model combines growth in our Net Tangible Book Value per share across cycles...



— ... and steady acceleration in shareholder return



— SECTION 2 —

Strong solvency & funding



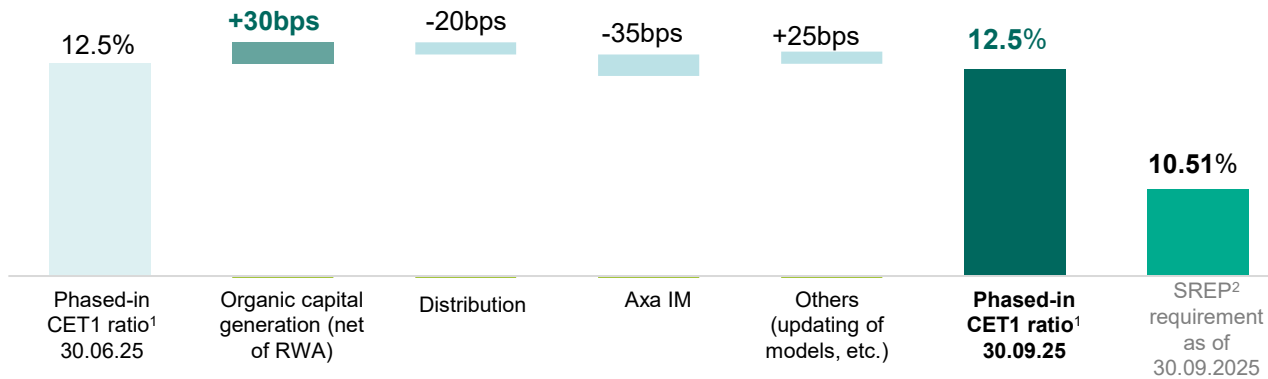
BNP PARIBAS

The bank for a changing world

CAPITAL | We have generated +30bps of organic capital this quarter We exceed our 2026 target of 12.3% pre-FRTB

CET1 ratio = 12.5%
by 2027, post-FRTB

— As of 30.09.25, our CET1 ratio came to **12.5%**. We generated +30bps of organic capital in 3Q25



CET1
phased-in¹
30.09.25 **12.5%**

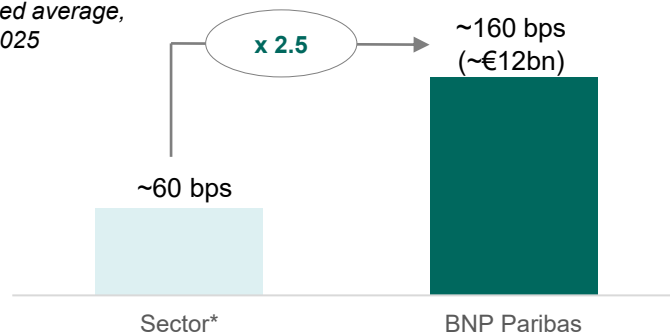
LCR³
30.09.25 **138%**

Leverage⁴
30.09.25 **4.3%**

— The Basel finalisation and model update cycle is ending

From 2022 to 2025, this represents **~160 bps (~€12bn)** excluding FRTB and **~190 bps (~€15bn)** including FRTB

Estimated average, 2022–2025

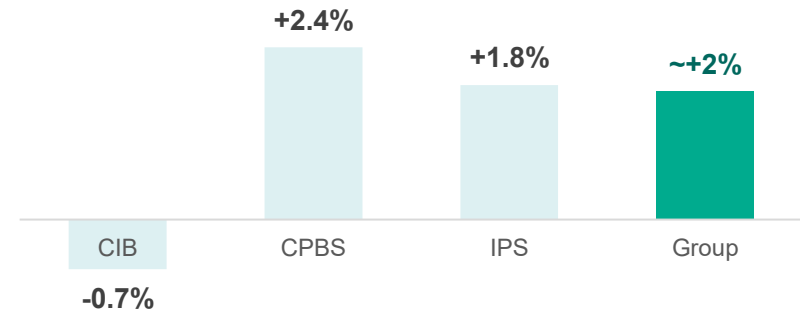


*Internal analysis based on a sample: BBVA, Santander, UniCredit, Intesa Sanpaolo, DB, CASA, SG, ING

— Going forward, the change in RWA will be essentially driven by organic RWA⁵

Disciplined Originate & Distribute model, light in organic RWAs⁵ consumption

RWA: CAGR 2021–2024



BNP PARIBAS

The bank for a changing world

LIQUIDITY | A diversified base of deposits and disciplined, prudent and proactive management

— Base of deposits supported by the Group's diversification, its long-term approach to clients, and its leading positions in flows

- **#1 European bank in cash management** – #1 in Securities Services in EMEA – #1 euro zone Private Bank
- **Deposits diversified by geographies**, entities and currencies: CPBF (24%), CPBB (16%), other Commercial and Personal Banking (19%), Global Banking (24%), Securities Services (12%) and IPS (5%)
- **Deposits diversified by client segment**: 44% from retail deposits, of which ~2/3 insured; 43% from corporates, of which 19% operational; and 13% from financial clients¹, of which 78% operational

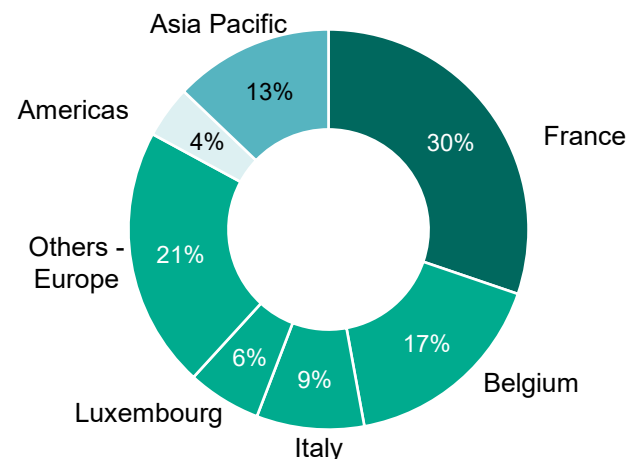
— Disciplined, prudent and proactive management

- **Measures and monitoring done at various levels** (consolidated, sub-consolidated and by entity): by currencies, on horizons from 1 day to +20 years; using internal and regulatory metrics; and based on normal and stressed conditions
- **Indicators integrated into the operating management of business lines** (budgetary process, customer follow-up, origination, pricing, etc.)

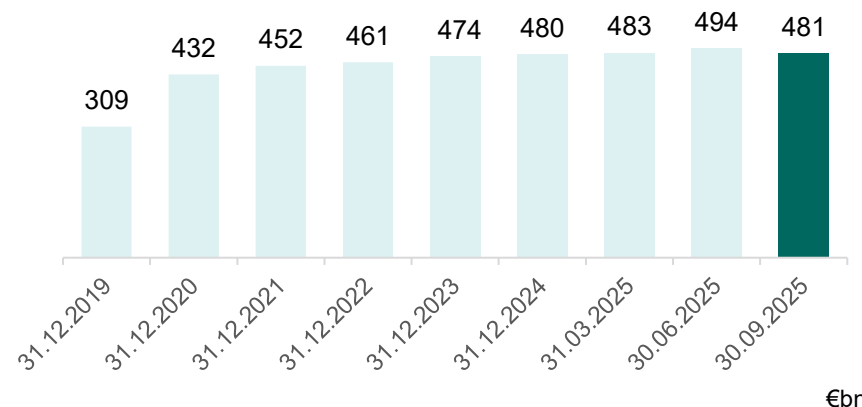
— High level of high-quality liquid assets (HQLA) (€380bn as of 30.09.25)

- Of which 46% in deposits at central banks; and
- And 54% in mostly “level 1” debt securities

— Breakdown of deposits by geography as of 30.09.25



— Change in immediately available liquidity reserve²



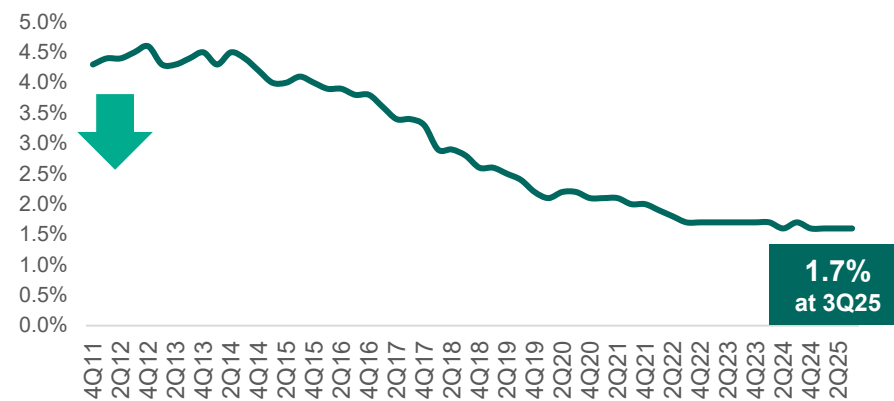
1. Excluding non-operational deposits under one month; 2. Liquid market assets or eligible assets in central banks (counterbalancing capacity), taking into account prudential standards, notably US standards, minus intra-day payment system needs

COST OF RISK | Risk under control thanks to the quality and diversification of the portfolio

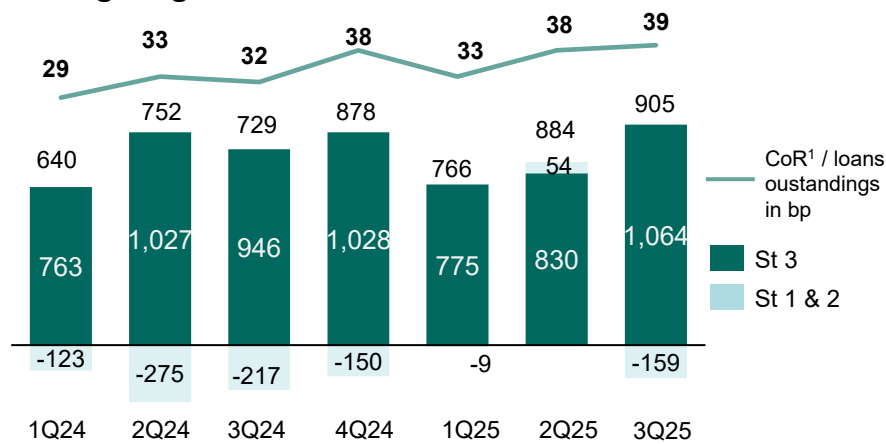
Cost of risk at 39 bps, in line with our 2024-2026 trajectory

Cost of risk ¹ / customer loans outstanding	39 bps	Stage 3 provision	€14.0bn
Doubtful loans/gross outstandings	1.7%	Doubtful loans	€21.0bn
Stock of provisions	€18.4bn	Stage 3 coverage ratio	66.6%

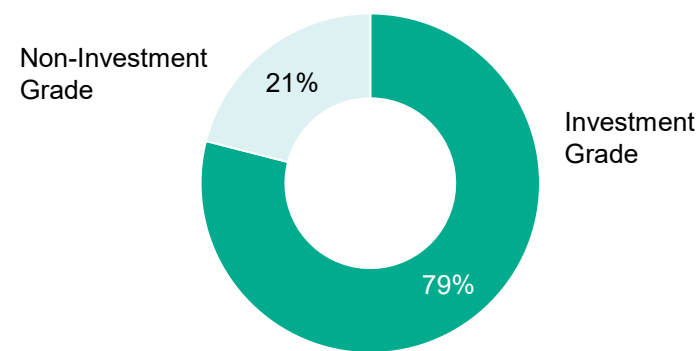
The ratio of doubtful loans is low and has long been declining steadily



Stage 3 cost of risk contained and base effect from strong stage 1&2 releases in 3Q24

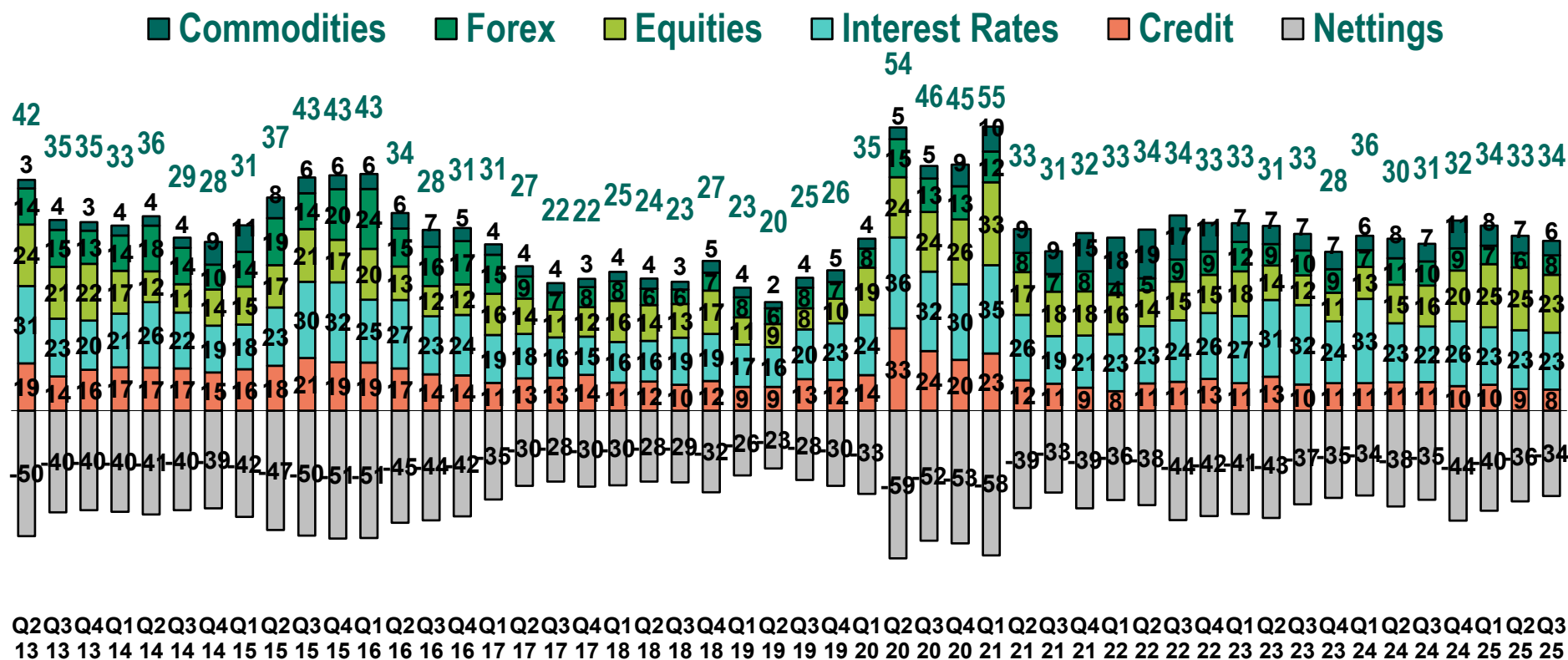


The quality of our client franchise is a strong asset in the current environment



Breakdown of gross credit exposures²

— Average 99% 1-day interval VaR (Value at Risk) (€m)

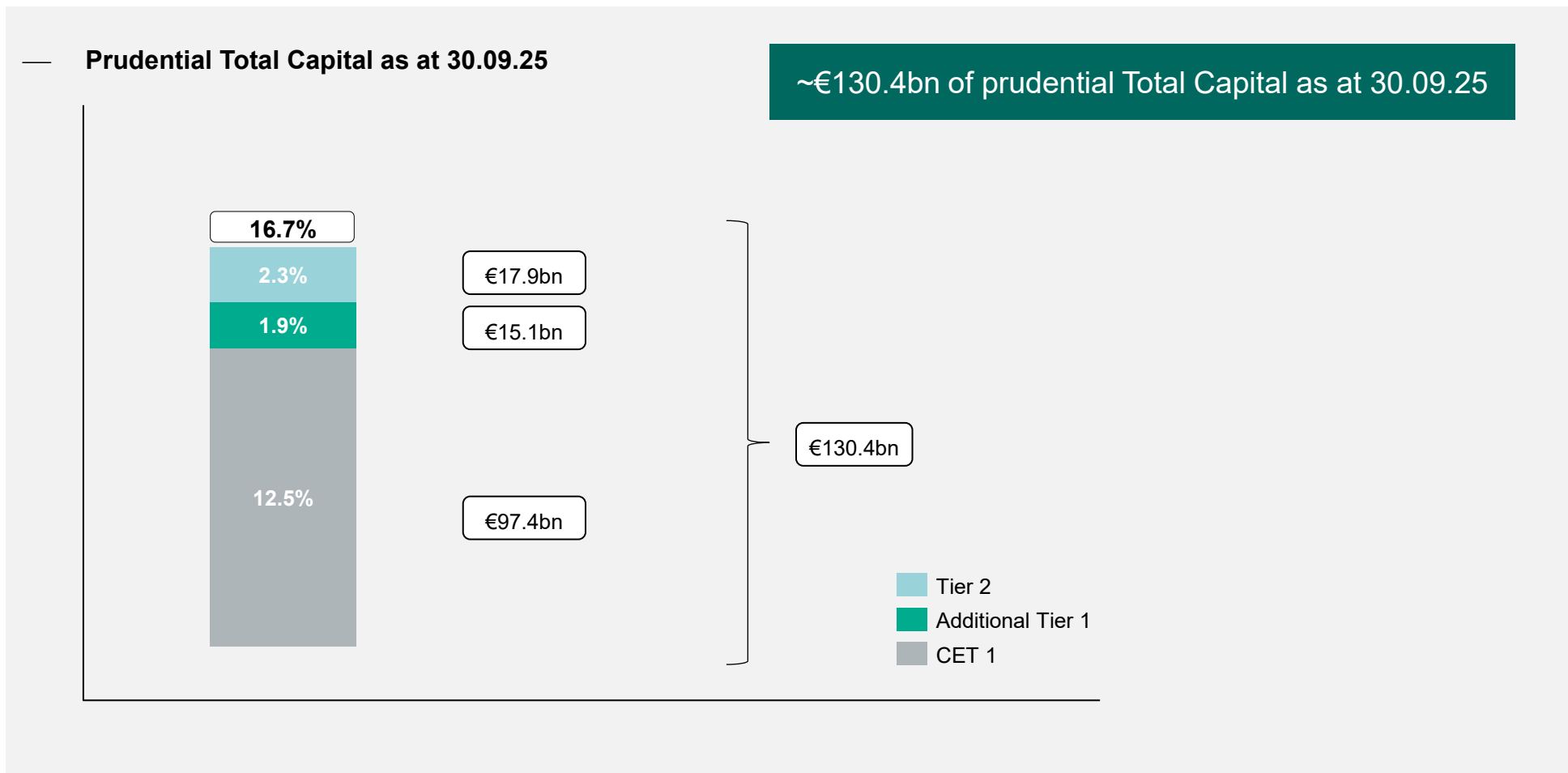


— Average¹ Group VaR low in 3Q25, stable compared to 2Q25.

- Average Group VaR in Q3 2025: €34m.
- No VaR theoretical back-testing event was observed in 3Q25.
- As of 9M25, two theoretical back-testing events are used to calculate the VaR capital charge, without impacting the capital requirements



PRUDENTIAL TOTAL CAPITAL | 30.09.25



MREL RATIO | Requirements as at 30.09.25 – MREL and subordinated MREL

— MREL requirements as at 30.09.25:

- 22.19% of RWA (27.06% of RWA including the combined buffer requirement¹)
- 5.91% of leverage exposure

— Subordinated MREL requirements as at 30.09.25:

- 14.78% of RWA (19.65% of RWA including the combined buffer requirement¹)
- 5.75% of leverage exposure

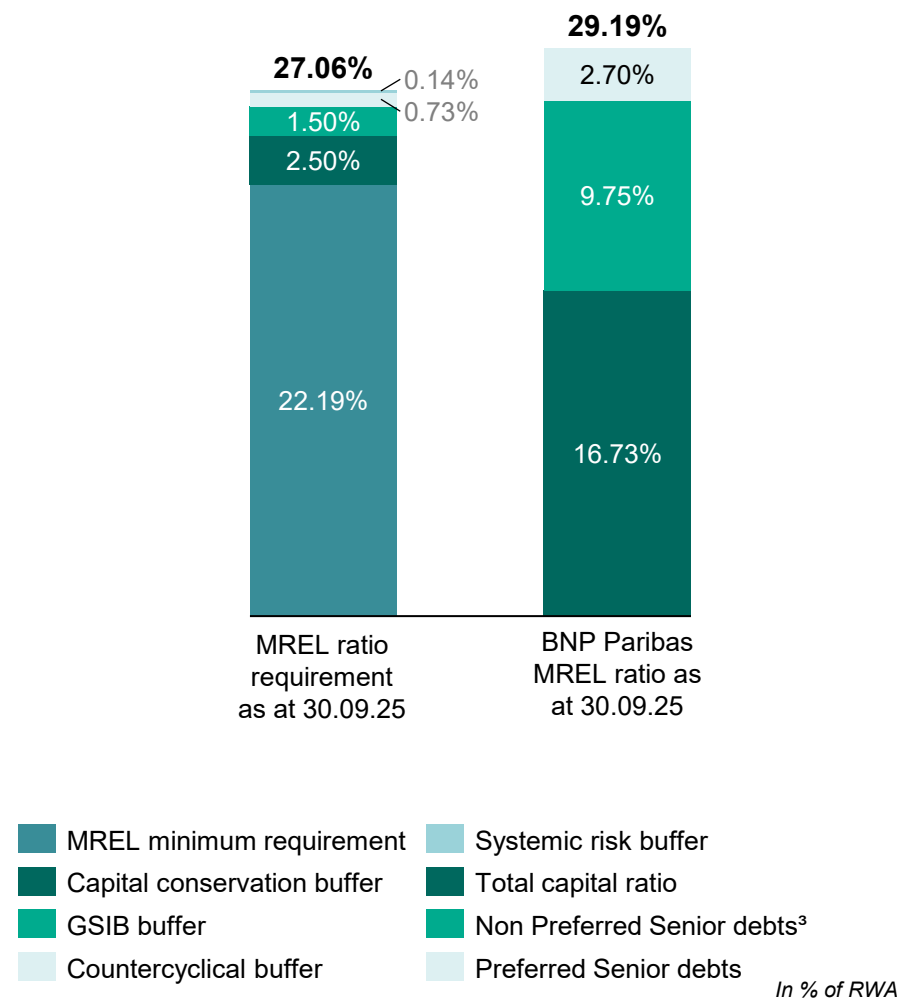
— BNP Paribas MREL ratio as at 30.09.25

- 29.2% of RWA²:
 - 16.7% of Total capital
 - 9.8% of Non Preferred senior debt³
 - 2.7% of Preferred senior debt
- 8.8% of leverage exposure

— BNP Paribas subordinated MREL ratio as at 30.09.25

- 26.5% of RWA²
- 8.0% of leverage exposure

— MREL ratios



1. Combined buffer requirement of 4.87% as at 30.09.25; 2. Calculated on € 779 bn RWA as at 30.09.25, including transitional arrangements allowed in the Art. 495 of CRR (2024/1623); 3. Principal amount outstanding and other regulatory adjustments, including amortised portion of Tier 2 instruments

TLAC RATIO | ~360 bps above the requirement based on RWA without calling on the preferred senior debt allowance as at 30.09.25

TLAC requirement as at 30.09.25: 22.87% of RWA

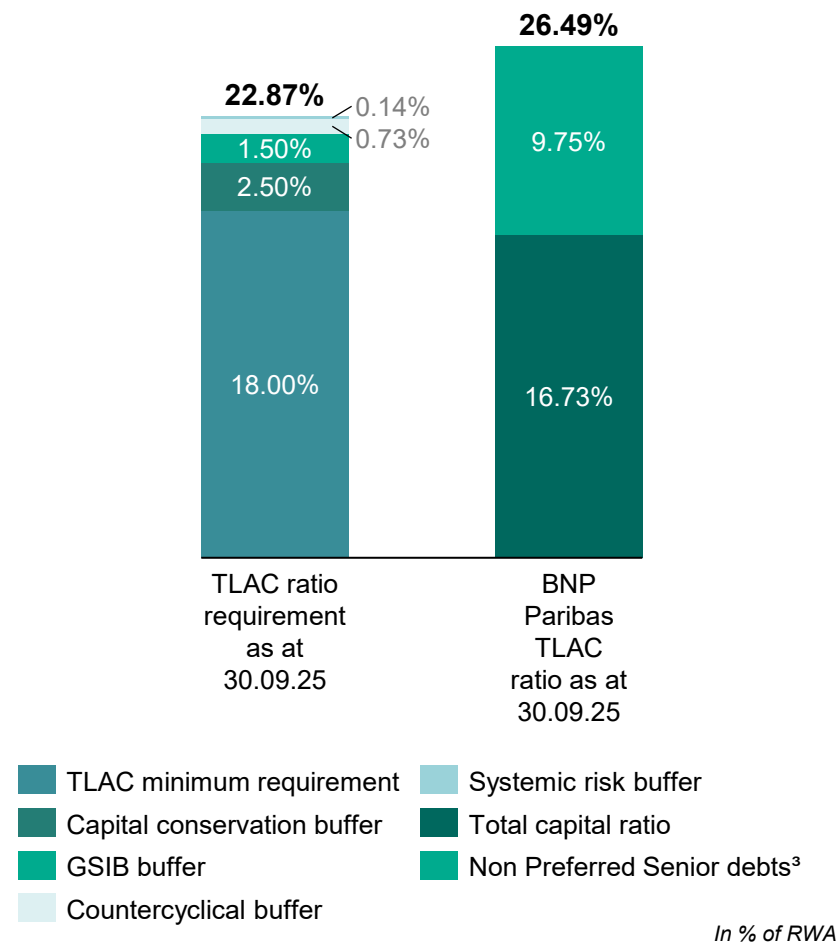
- Including capital conservation buffer, G-SIB buffer, countercyclical capital buffer (73 bps), systemic risk buffer (14 bps)

TLAC requirement as at 30.09.25: 6.75% of leverage exposure

BNP Paribas TLAC ratio as at 30.09.25¹

- **26.5% of RWA²:**
 - 16.7% of total capital as at 30.09.25
 - 9.8% of Non Preferred Senior debt³
 - Without calling on the Preferred Senior debt allowance
- **8.0% of leverage exposure**

TLAC ratios



1. In accordance with Regulation (EU) No. 2019/876, Article 72b paragraphs 3 and 4, some Preferred Senior debt instruments (amounting to 21,068 million euros as at 30 September 2025) are eligible within the limit of 3.5% of risk-weighted assets; BNP Paribas did not use this option as at 30 September 2025; 2. Calculated on € 779 bn RWA as at 30.09.25, including transitional arrangements allowed in the Art. 495 of CRR (2024/1623);

3. Principal amount outstanding and other regulatory adjustments, including amortised portion of Tier 2 instruments

MDA | Distance to MDA restrictions as at 30.09.25

Capital requirements as at 30.09.25¹:

- CET1: 10.51%
- Tier 1: 12.31%
- Total Capital: 14.71%

Leverage requirement as at 30.09.25: 3.85%

MREL requirement as at 30.09.25: 27.06%

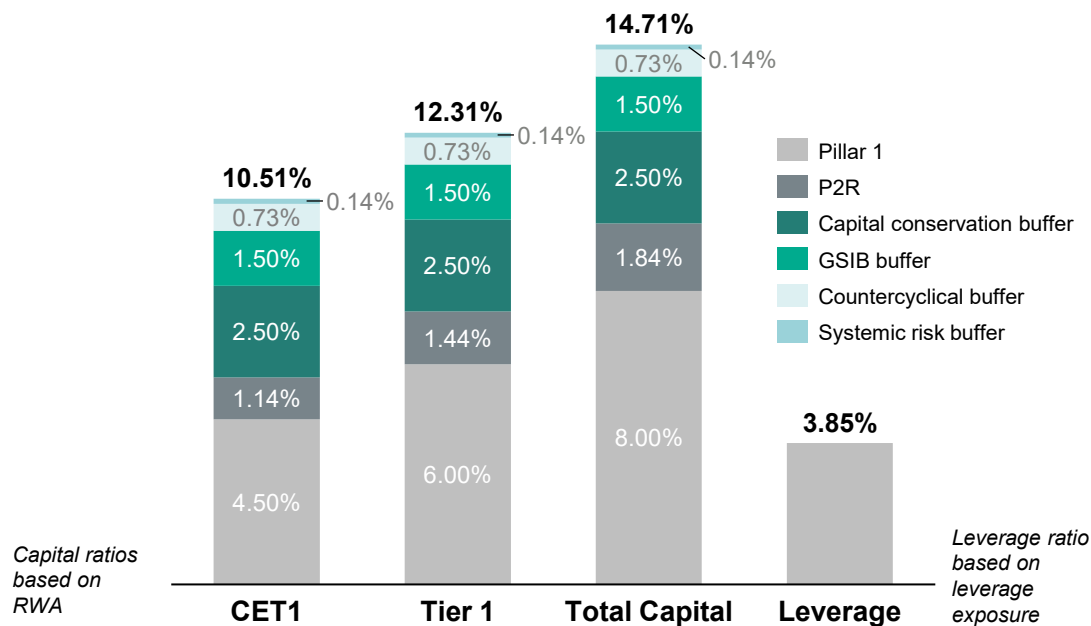
- Significant distance to M-MDA

Distance as at 30.09.25 to Maximum Distributable Amount restrictions², equal to the lowest of the calculated amounts: €13 bn

BNP Paribas phased-in ratios as at 30.09.25

Distance as of 30.09.25 to Maximum Distributable Amount restrictions²

Capital and leverage requirements as at 30.09.25¹



12.5 %

16 bn€³

14.4 %

17 bn€³

16.7 %

16 bn€³

4.3 %

13 bn€⁴



1. Including countercyclical capital buffer of 73 bps as at 30.09.25; 2. As defined by the Article 141 of CRD5; 3. Calculated on € 779 bn RWA as at 30.09.25, including transitional arrangements allowed in the Art. 495 of CRR (2024/1623); 4. Calculated on €2,592bn leverage exposures as at 30.09.25



MEDIUM/LONG-TERM REGULATORY FUNDING

Regulatory issuance plan 2025 of €22.5bn¹

~97% of the 2025 regulatory issuance plan realised as of November 28th 2025

Capital instruments regulatory issuance plan for 2025

€6.5bn¹

Capital instruments:

AT1: €1.7bn already issued², including:

- AUD750m, Perp NC5.5, 7% coupon, AUD S/Q Swap rate 5Y+303.6 bps
- \$1.50bn, Perp NC10, 7.45% coupon, US Treasuries+313.4 bps

Tier 2: €4.9bn already issued², including:

- C\$650m, 10NC5, Goc+148 bps
- CHF300m, 10NC5, CHF mid-swap+130 bps
- €1.00bn, 10.5NC5.5 mid-swap€+155 bps
- €1.50bn, 12NC7 mid-swap€+165 bps
- €1.00bn, 10.5NC5.5, mid-swap€+180 bps
- £400m, 10.8NC5.8, UK Gilt+180 bps

Senior medium-long term regulatory issuance plan for 2025

€16.0bn¹

Senior Debt:

Non Preferred Senior: €12.2bn already issued², including:

- €1.50bn, 8NC7, mid-swap€+105 bps
- \$1.25bn, 6NC5, US Treasuries+135 bps
- \$1.60bn, 4NC3, US Treasuries+120 bps
- \$400m, 4NC3, SOFR+143 bps
- €1.50bn, 11NC10, mid-swap€+150 bps
- €750m, 4NC3, €3m+75 bps
- €1.75bn, 6NC5, mid-swap€+120 bps
- CHF260m, 6y bullet, green bond, CHF mid-swap+115 bps
- \$2.25bn, 8NC7, US Treasuries+127 bps

Preferred Senior: €2.9bn already issued², including:

- €1.25bn, 5NC4, mid-swap€+80 bps

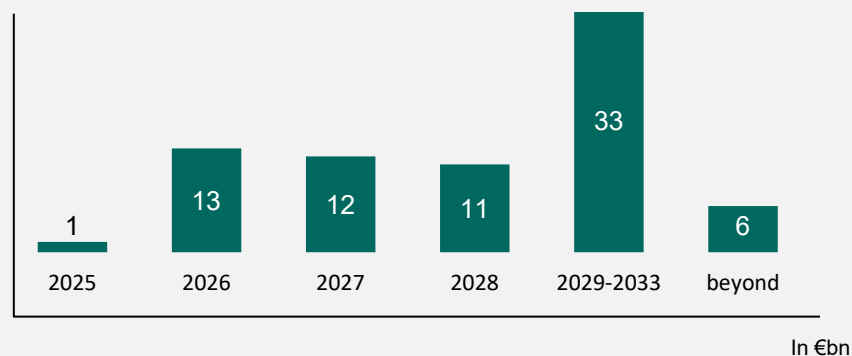
1. Subject to market conditions and regulatory developments, indicative amounts; 2. Valuation in € based on historical FX rates for cross-currency swapped issuances and on trade date for others



FUNDING | Medium/Long Term Funding Outstanding

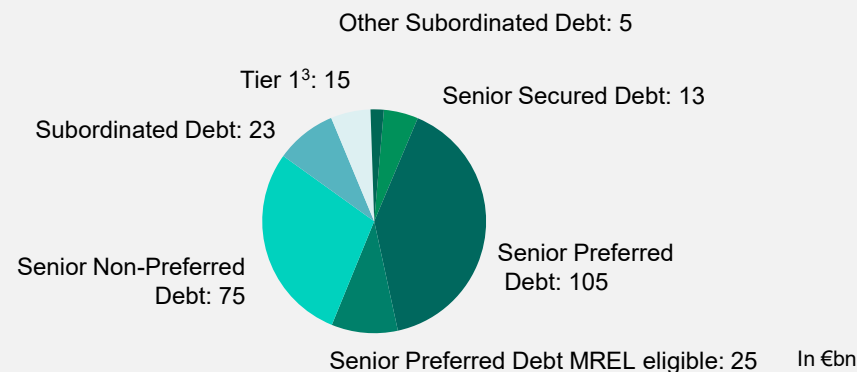
Active management of the wholesale funding structure

Economic maturities of Senior Non-Preferred debt¹



Wholesale MLT funding outstanding breakdown (€262bn)

in bn€



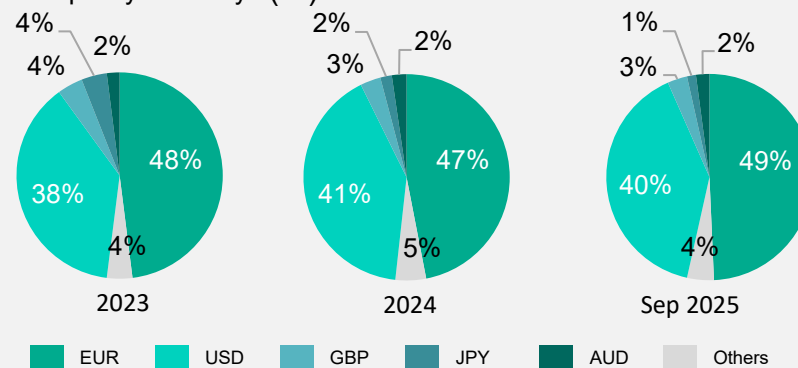
Evolution of existing Tier 1 and Tier 2 debt

(as at 30.09.25; eligible or admitted to grandfathering)²

€bn	30.09.25	01.01.26	01.01.27
AT1	15	15	15
T2	22	21	19

Wholesale MLT Funding:

Stable split by currency⁴ (%)

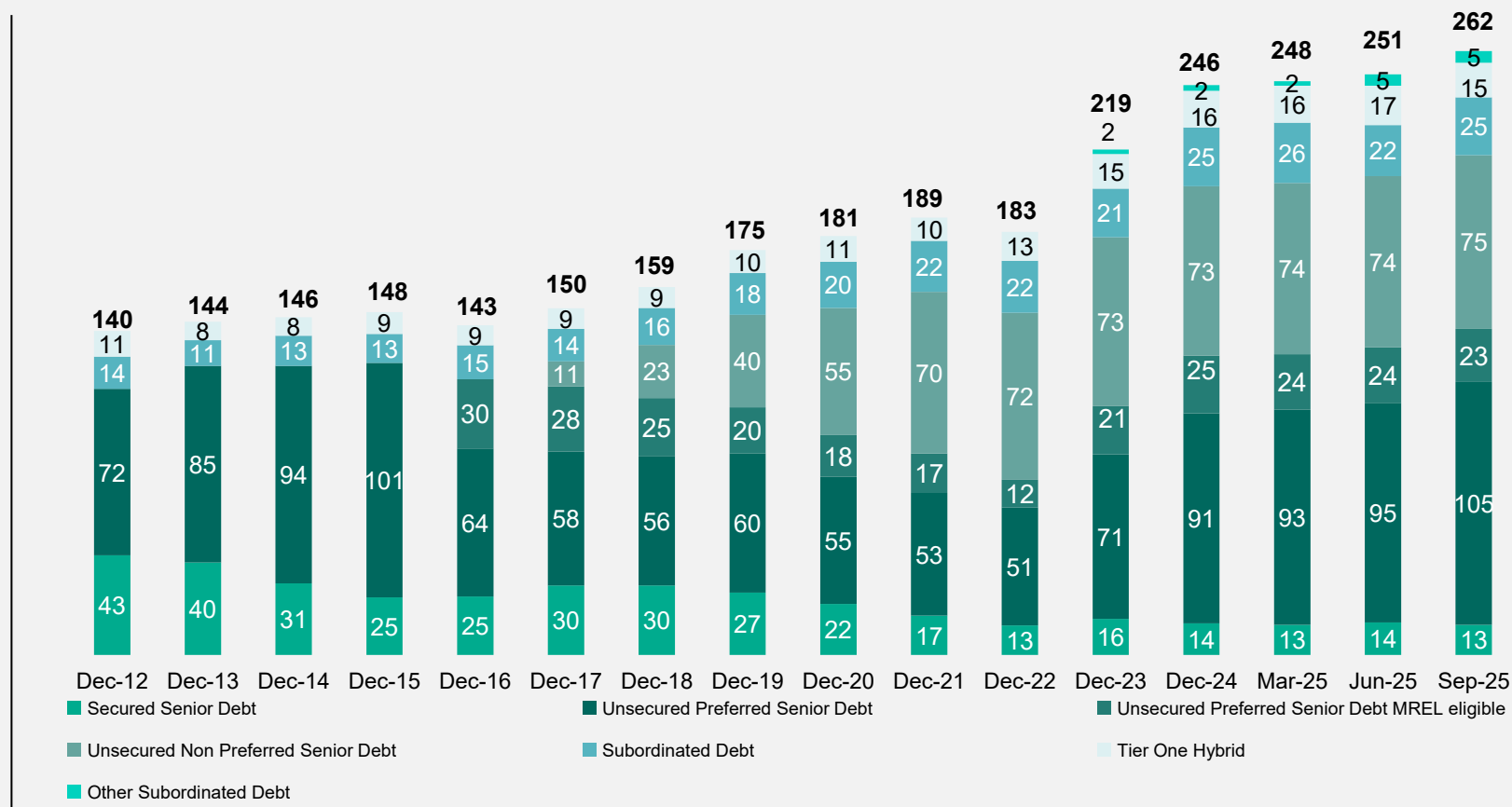


1. The economic maturity is defined as either the contractual maturity or the next call date when the instrument has an early redemption option; carrying amount; figures as of 30.09.2025; 2. Maturity schedule taking into account prudential amortisation of existing instruments as at 30.09.25, excluding future issuances, assuming callable institutional instruments are called at the first call date, and taking into account the grandfathering phasing out; 3. Accounting figures of debt qualified prudentially as Tier 1 booked as deeply subordinated debt or as equity; 4. Issuance currency



MEDIUM/LONG-TERM FUNDING OUTSTANDING

Wholesale MLT funding outstanding¹ (€bn)



1. Source: ALMT funding, Until 2021, nominal amounts of issuances, valued at end of quarter, except for Tier 1 valued at historical FX rate. Since 2022, carrying amounts.



BNP PARIBAS LONG-TERM DEBT RATINGS BY DEBT CATEGORY*

	Standard & Poor's	Moody's	Fitch Ratings	DBRS
Senior Preferred	A+	A1	AA-	AA (Low)
Senior Non-Preferred	A-	Baa1	A+	A (High)
Tier 2	BBB+	Baa2	A-	A
Additional Tier 1	BBB-	Ba1	BBB	NA
Outlook	Stable	Stable	Stable	Stable

* Latest Rating Committee Date (17 June 2025). Any rating action may occur at any time



— SECTION 3 —

Focus: AXA IM

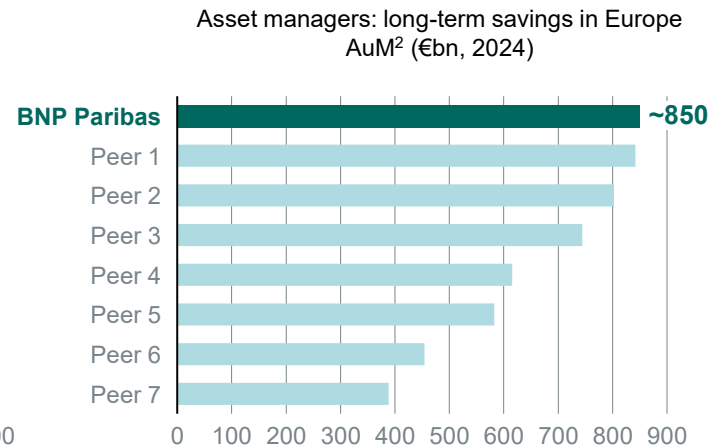
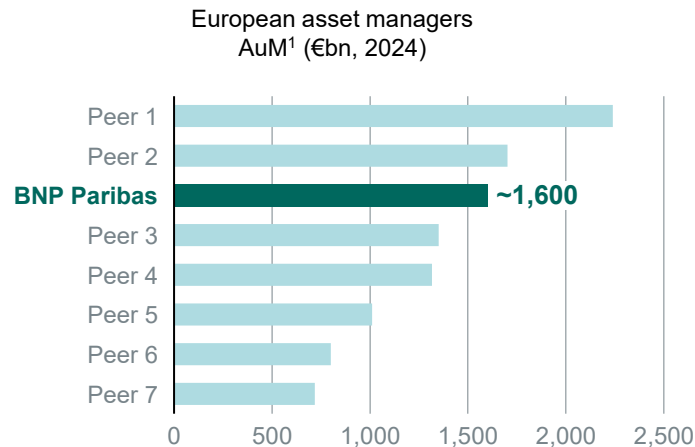


BNP PARIBAS

The bank for a changing world

AXA IM INTEGRATION | Creating a European leader in asset management, at the core of our integrated model

The AXA IM acquisition provides us with critical mass to roll-out our scaled-up platform...



Asset management

~€1,600bn in AuM **#3 European¹**

Long-term savings

~€850bn in AuM **#1 European²**

Alternative assets

~€300bn in AuM **#1 European³**

...thereby generating significant synergies

~€550m
Revenue and cost synergies by 2029*

Insource operations & asset management expertise

Develop partnerships with insurers and pension funds, beyond AXA and BNP Paribas Cardif

Accelerate cross-selling within the Group, with the 3 operating divisions

Foster the distribution set-up of our Originate & Distribute model

Deploy distribution of alternative assets internally and externally

*Financial estimates



BNP PARIBAS

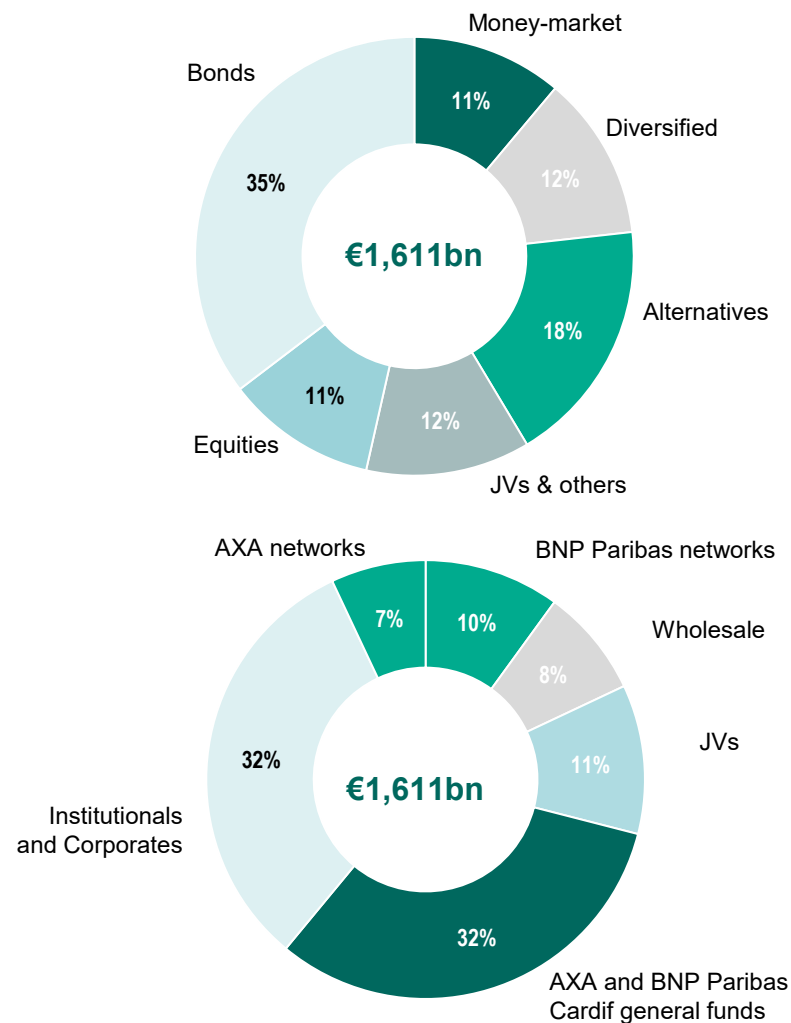
The bank for a changing world

AT1 Presentation – December 2025 | 30

AXA IM INTEGRATION | Scaling-up with unique growth levers

— A well-balanced asset portfolio and distribution network

Combined AuM¹ (30.09.2025)



— Unique growth levers

The only European asset manager with a full and scaled-up offering

- Alternative assets
- Active and thematic strategies
- Fast-growing passive and ETF strategies

A unique integrated Group model, with special access to permanent capital, asset origination partnerships, and distribution capacities

Strong capabilities in asset management for insurers with strategic partnerships with AXA and BNP Paribas Cardif and a scaled-up fixed-income platform (~€750bn in AuM)

Acknowledged leadership in sustainable investment, contributing to long-term performance and meeting client expectations

Leveraging on the strength of a comprehensive, high-performing offering

— **Alternative assets:** Strengthening our leadership

- **Significant growth potential based on a strong track-record and blockbuster funds**
 - Leader in real-estate assets and an expert in decarbonisation
 - Acknowledged performance track-record in all private credit assets
 - Unique capabilities in long-term infrastructure assets
 - Private equity expertise, including on secondaries
- **Aligning interests:** AXA, BNP Paribas and 3rd party investors

— **Liquid assets:** Capitalising on our critical mass

- **Scaled-up, high-performing and distinctive strategies**
 - Comprehensive **fixed income platform**
 - **Equity conviction strategies** and leadership in sustainable thematic
- **ETFs (active and passive):** strongest growth¹ in Europe in 2025, acceleration plan

Unique capacity among European asset managers to offer a comprehensive range of solutions across the liquid-illiquid spectrum

Offering solutions addressing our clients' needs

— **Institutionals:** Resetting market standards

- **Strategic partnerships with AXA and BNP Paribas Cardif**
- **Developing the activity with 3rd party insurers**, thanks to unique capabilities and a dedicated value proposition
- **A benchmark platform** for insurers and pension funds

— **Retail & Wealth Management:** Unlocking our potential

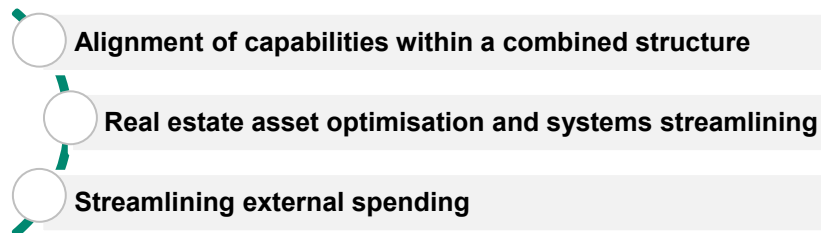
- Partnerships with **BNP Paribas** (Wealth Management, CPBS) and **AXA** distribution networks
- Broader distribution of **alternative assets**
- **Suite of modular services and innovative digital solutions** for developing external distribution

AXA IM INTEGRATION | ~€550m in estimated revenue and cost synergies* by 2029

— **Cost synergies***: deploying a high-performing platform at scale

~€400m

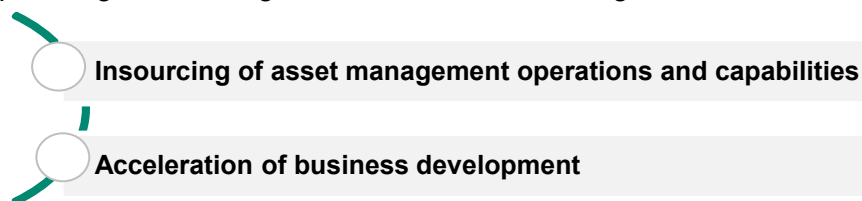
Pre-tax
~18% of the combined
cost base



— **Revenue synergies***: capitalising on the integrated model to accelerate growth

~€150m

Pre-tax
Net of additional costs

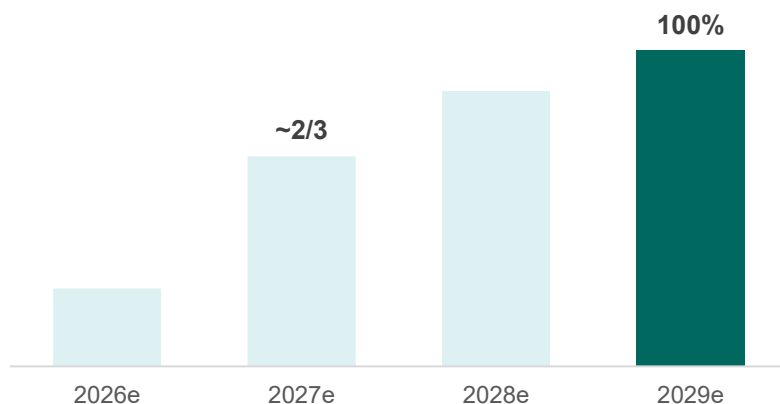


— **Restructuring charges and other items (pre-tax)**

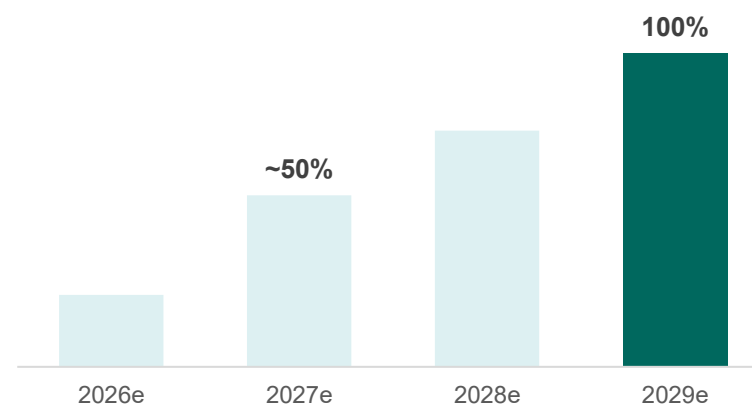
- **~€690m** of restructuring charges*
- **~€100m**: annual amortisation of partnership agreement

CET1 ratio impact
- 35 bps
€2,800m of invested capital

— **Full completion of cost synergies* by 2029**



— **Full completion of revenue synergies* by 2029**



*Financial estimates

ENDNOTES

• Slide 11

1. Cost of risk does not include “Other net losses for risk on financial instruments”
2. Net Income, Group share
3. Tangible net book value, revaluated at end of period, in €
4. Transition to phased-in ratios and RWA starting from Q2 2025, in order to align with the calculation of the regulatory requirement (MDA calculation), take into account the Group's 2030 horizon, and to reflect the standards used by the market. Phased-in CET1 calculated on the basis of €779bn in risk-weighted assets as of 30.09.2025; including transitional arrangements as defined in Art.465, 468 and 495 of CRR

• Slide 13

1. RONE: Pre-Tax net income / Allocated equity
2. ROTE: Return on non revaluated tangible equity, see appendices for detailed computation

• Slide 14

1. RoIC: projection of net income group share generated from 2028 on redeployed capital, divided by the allocation of corresponding CET1 capital (35 bps, €2,800m invested capital)

• Slide 15

1. Net Income, Group share
2. Earnings per share calculated on the basis of Net income, Group share, adjusted for the remuneration of undated super-subordinated notes and the average number of shares outstanding
3. Cost of risk does not include “Other net losses for risk on financial instruments”

• Slide 17

1. Transition to phased-in ratios and RWA starting from Q2 2025, in order to align with the calculation of the regulatory requirement (MDA calculation), take into account the Group's 2030 horizon, and reflect the standards used by the market. Phased-in CET1 calculated on the basis of €779bn in risk-weighted assets as of 30.09.2025; including transitional arrangements as defined in Art.465, 468 and 495 of CRR
2. SREP CET1 requirement: Including countercyclical capital buffer of 73 bps and a systemic risk capital buffer of 14 bps as of 30.09.25
3. End of Period LCR calculated in accordance with regulation (CRR) 575/2013 – Art. 451b
4. Leverage calculated in accordance with Regulation (EU) 575/2013 – Art. 429
5. Organic RWA: excluding FX, scope, OCI, regulatory and model impact

• Slide 19

1. Cost of risk does not include “Other net losses for risk on financial instruments”
2. Investment Grade – external rating or internal equivalent; breakdown in gross balance-sheet credit exposure as of 30.06.25

• Slide 20

1. VaR calculated to monitor market limits

• Slide 30

1. Ranking based on assets under management (AuM) as of 31.12.2024, published by the companies. Pro forma combined assets including AuM from the proposed delegation of BNP Paribas Cardif's assets
2. Ranking based on assets under management (AuM) as of 31.12.2024 for internal and external insurers and external pension funds (global AuM for European asset managers; European AuM for non-European asset managers).
3. Ranking based on alternative AuM as of 31.12.2024. BNP Paribas analysis based on assets under management, including distributed assets and assets under advisory, as reported on 31.12.2024

• Slide 31

1. Assets under management including distributed assets and assets under advisory

• Slide 32

1. Ranking of the top 10 ETF providers in Europe, based on the NNC ratio for the first 9 months of 2025 (9M2025) relative to assets under management at the end of 2024



CONTACTS AND UPCOMING EVENTS

Investor Relations

Bénédicte Thibord, Head of Investor Relations and Financial Information

Equity

Raphaëlle Bouvier-Flory
Lisa Bugat
Tania Mansour
Olivier Parenty
Guillaume Tiberghien

Debt & ratings agencies

Tania Mansour
Olivier Parenty

Individual shareholders & ESG

Antoine Labarsouque

Investor.relations@bnpparibas.com

Upcoming events

Earnings reporting date and General Assembly

- 4Q 2025 Earnings reporting: 5 February 2026
- 1Q 2026 Earnings reporting: 30 April 2026
- General Assembly 2026 : 12 May 2026
- 2Q 2026 Earnings reporting : 23 July 2026

Strategic presentations

- Capital Markets Day BNP Paribas Polska : 11 December 2025
- Deep Dive BCEB : 1H26
- Deep Dive AXA IM : 1H26

The consensus, compiled and aggregated by the Investor Relations team, is available via the following link: [Equity BNP Paribas | Investors & Shareholders | BNP Paribas Group](#)

It reflects the arithmetic average forecasts of various P&L headings for the Group, sent by analysts invited by BNP Paribas to contribute to the consensus.