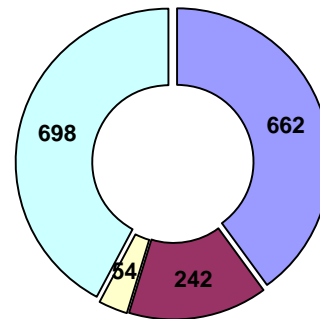


BNP Paribas Public Sector SCF INVESTOR REPORT : end of august 2009

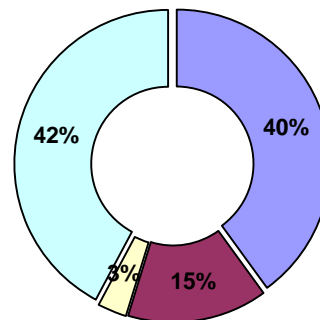
1. DIVERSITY OF GUARANTORS

GUARANTORS
Total amount
Mln €equivalent



■ France
■ Germany
■ UK
■ USA

GUARANTORS
%



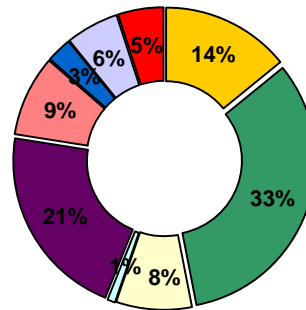
■ France
■ Germany
■ UK
■ USA

GUARANTOR	number of loans	number of projects/deals	total amount Mln €eq
France	71	11	662
Germany	31	5	242
UK	10	2	54
USA	29	6	698
Total	141	24	1 656

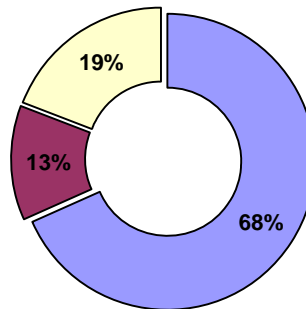
BNP Paribas Public Sector SCF INVESTOR REPORT : end of august 2009

2. DIVERSITY OF BORROWERS

Borrowers by region
amount in %



Borrowers by sector
amount in %



3. POOL SEASONING : weighted average seasoning 5,57 years

Total loan balance bln €

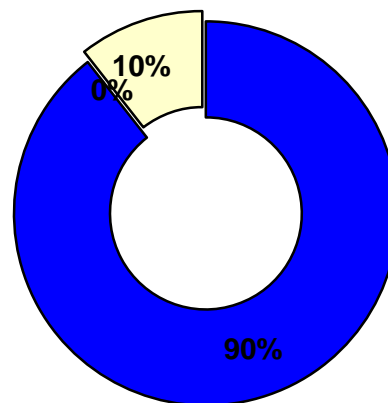
Seasoning (years)	Total loan balance Mln €eq.	Total loan balance %
<2	99	6%
2 <= ... < 4	265	16%
4 <= ... < 6	773	47%
6 <= ... < 8	335	20%
8 <= ... < 10	18	1%
>= 10	166	10%
Total	1 656	100%



BNP PARIBAS
PUBLIC SECTOR SCF

BNP Paribas Public Sector SCF INVESTOR REPORT : end of august 2009

Assets overview
%



- AAA sovereign backed loans
- Total securities bought on the market
- Total other assets (cash, short term deposits ...)

Obligations Foncières Issuances : overview

Issuance	current amount (Mln € eq)	date of issuance	maturity date
serie 1	1 000	16/06/2009	16/06/2014
Total	1 000		



BNP PARIBAS
PUBLIC SECTOR SCF