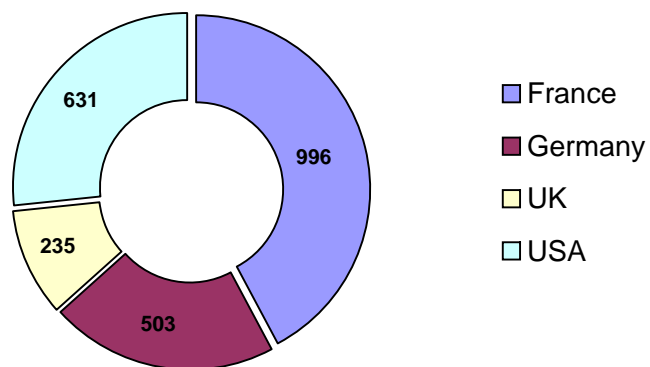


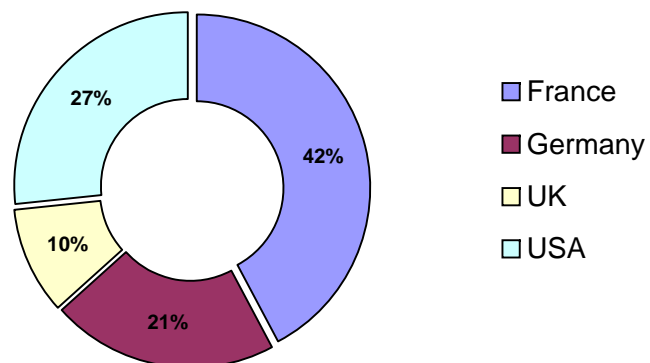
## BNP Paribas Public Sector SCF INVESTOR REPORT : end of March 2010

### 1. DIVERSITY OF SOVEREIGN GUARANTORS

**Guarantors  
Total amount  
Mln €equivalent**



**Guarantor  
%**



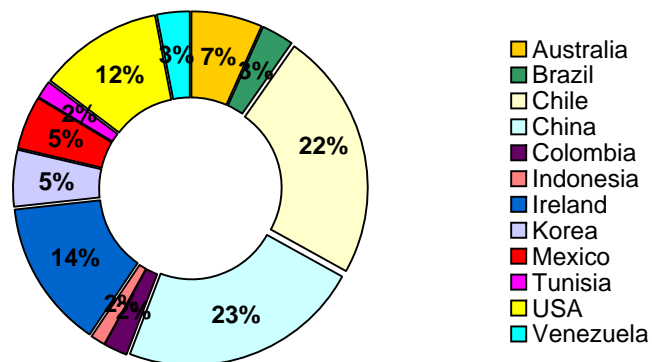
Guarantor	Number of loans	Number of projects/deals	Total amount Mln €eq
France	121	27	996
Germany	59	15	503
UK	37	11	235
USA	29	6	631
<b>Total</b>	<b>246</b>	<b>59</b>	<b>2,364</b>



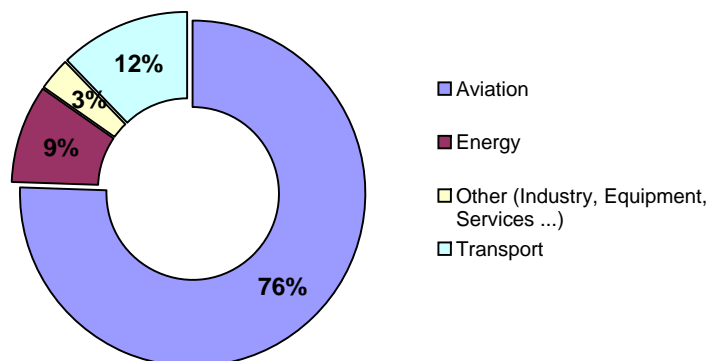
## BNP Paribas Public Sector SCF INVESTOR REPORT : end of March 2010

### 2. DIVERSITY OF BORROWERS

**Borrowers by region  
amount in %**



**Borrowers by sector  
amount in %**



Five largest couples borrower/guarantor

Borrower / guarantor	Total loan balance %	Total amount Mln €eq
1	14%	329
2	8%	192
3	8%	184
4	6%	154
5	5%	122
<b>Total</b>	<b>41%</b>	<b>979</b>



## BNP Paribas Public Sector SCF INVESTOR REPORT : end of March 2010

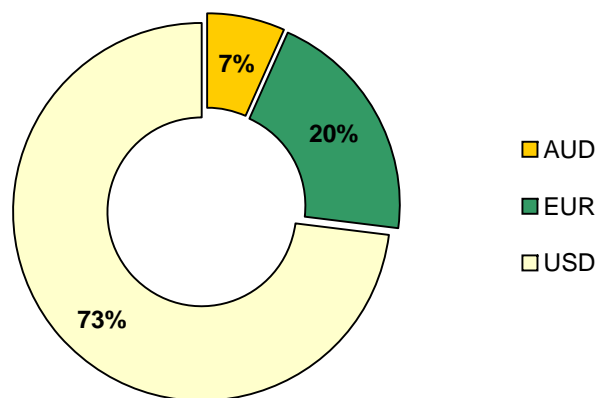
### 3. POOL SEASONING : weighted average seasoning 4.502 years

Total loan balance mln €

Seasoning (years)	Total loan balance Mln €	Total loan balance %
<2	690	29%
2 <= ... < 4	365	15%
4 <= ... < 6	856	36%
6 <= ... < 8	270	11%
8 <= ... < 10	34	1%
>= 10	149	6%
<b>Total</b>	<b>2,364</b>	<b>100%</b>

### 4. CURRENCY SPLIT

Currency in %

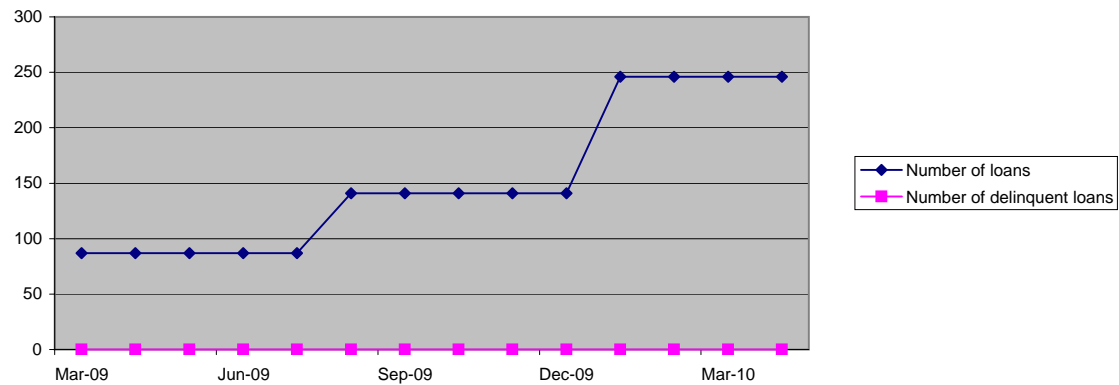


## BNP Paribas Public Sector SCF INVESTOR REPORT : end of March 2010

### 5. Loan delinquency

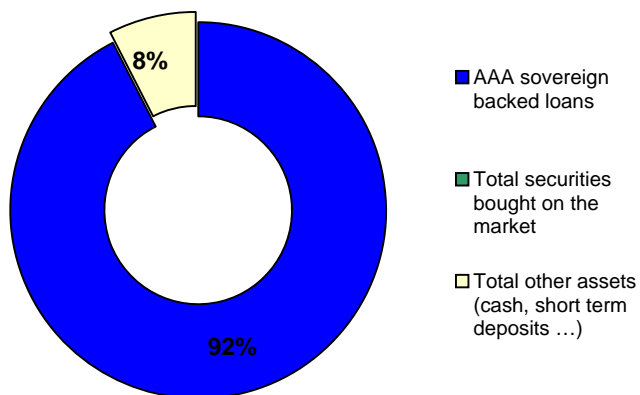
No delinquent loan

#### Loan delinquency



## BNP Paribas Public Sector SCF INVESTOR REPORT : end of March 2010

### Assets overview %



### Obligations Foncières Issuances overview

Issuance	ISIN	Current amount (Mln €eq)	Issue date	Maturity date	Remaining maturity	Currency	Interest type	Coupon
Series 1	FR0010767194	1,000	16/06/2009	16/06/2014	4.21 years	EUR	Fixed	3.625%
Series 2	FR0010859967	1,000	26/02/2010	26/02/2020	9.91 years	EUR	Fixed	3.750%
<b>Total</b>		<b>2,000</b>						

### Amortisation profile

