



BNP PARIBAS

BNP Paribas Home Loan SFH

Investor Report May 2021 |

OVERVIEW DATA

Value of Loans granted as guarantee as of	30/04/2021
Total Outstanding Current Balance	36,580,180,427 €
Number of loans	318,589
Number of borrowers	271,607
Average Loan Balance	114,819
Seasoning in months	50
Remaining terms in months	173
% of fixed rated mortgages	96.53%
Weighted Average DTI ratio	29.43%
Weighted Average Current indexed LTV	60.72%
% of Crédit Logement^(*) guaranteed loans	100.00%

() Crédit Logement is the leader for residential loan guarantees*

1. Loan Originator

	Total Loan Balance in M€	First-lien mortgage	Crédit Logement guaranteed
BNP Paribas french retail network	36,393	0	36,393
Personal Finance (french subsidiary)	187	0	187
Other subsidiaries	0	0	0
Total	36,580	0	36,580

2. Number of months in arrears

	Total Loan Balance in M€	Number Of Loans
0	36,580	318,589
>0	0	0

3. Seasoning (in months)

	Total Loan Balance in M€	Unindexed LTV ranges								
		: 0-≤40%	: >40%-≤50%	: >50%-≤60%	: >60%-≤70%	: >70%-≤80%	: >80%-≤85%	: >85%-≤90%	: >90%-≤95%	: >95%-≤100%
< 12	4,723	349	289	389	495	573	377	488	567	1,198
≥12-<24	5,515	508	384	503	588	685	395	517	798	1,137
≥24-<36	4,625	439	308	378	449	568	385	517	807	774
≥36-<60	11,807	1,606	1,019	1,297	1,569	1,967	1,317	1,452	997	583
≥60	9,911	3,961	1,531	1,507	1,304	996	322	177	81	32
Total	36,580	6,862	3,530	4,075	4,405	4,788	2,797	3,150	3,250	3,724

4. Loan purpose

	Total Loan Balance in M€	Unindexed LTV ranges								
		: 0-≤40%	: >40%-≤50%	: >50%-≤60%	: >60%-≤70%	: >70%-≤80%	: >80%-≤85%	: >85%-≤90%	: >90%-≤95%	: >95%-≤100%
purchase	34,505	6,527	3,351	3,858	4,160	4,493	2,610	2,931	3,040	3,535
renovation	833	122	55	79	100	133	77	89	90	90
construction	1,242	213	124	138	146	162	109	131	120	99
Other / No data	0	0	0	0	0	0	0	0	0	0
Total	36,580	6,862	3,530	4,075	4,405	4,788	2,797	3,150	3,250	3,724

5. Occupancy Type

	Total Loan Balance in M€	Unindexed LTV ranges								
		: 0-≤40%	:>40%-≤50%	:>50%-≤60%	:>60%-≤70%	:>70%-≤80%	:>80%-≤85%	:>85%-≤90%	:>90%-≤95%	:>95%-≤100%
Owner occupied	29,328	5,778	2,888	3,239	3,521	3,836	2,204	2,518	2,579	2,765
Buy to let	5,283	660	437	603	653	700	449	478	515	789
Vacation / second home	1,969	424	205	233	231	253	144	154	156	170
Other / No data	0	0	0	0	0	0	0	0	0	0
Total	36,580	6,862	3,530	4,075	4,405	4,788	2,797	3,150	3,250	3,724

6. Borrower Type

	Total Loan Balance in M€	Unindexed LTV ranges								
		: 0-≤40%	:>40%-≤50%	:>50%-≤60%	:>60%-≤70%	:>70%-≤80%	:>80%-≤85%	:>85%-≤90%	:>90%-≤95%	:>95%-≤100%
Employed	23,609	4,272	2,254	2,605	2,838	3,146	1,831	2,067	2,149	2,447
Protected life-time employment	4,948	971	494	553	619	651	379	409	413	460
Self employed	5,245	1,091	529	619	630	655	383	418	427	493
Unemployed	2,203	417	198	222	251	267	165	205	217	261
Other	574	112	55	74	68	70	40	51	44	61
Total	36,580	6,862	3,530	4,075	4,405	4,788	2,797	3,150	3,250	3,724

7. Geographic distribution

	Total Loan Balance in M€	Unindexed LTV ranges								
		: 0-≤40%	: >40%-≤50%	: >50%-≤60%	: >60%-≤70%	: >70%-≤80%	: >80%-≤85%	: >85%-≤90%	: >90%-≤95%	: >95%-≤100%
Alsace	490	87	49	53	73	64	40	37	41	46
Aquitaine	1,959	382	194	236	242	249	141	161	165	187
Auvergne	261	46	27	33	33	38	24	18	17	25
Basse-Normandie	393	72	40	42	54	54	30	34	32	35
Bourgogne	361	60	37	42	48	49	29	29	26	42
Bretagne	1,088	210	102	119	140	142	74	87	102	111
Centre	699	116	64	84	91	102	60	52	60	69
Champagne-Ardenne	281	47	24	30	35	40	25	24	25	32
Corse	173	36	19	21	21	21	12	12	15	16
Départements d'Outre-Mer	155	23	16	24	24	23	11	12	10	12
Franche-Comté	243	41	22	25	31	32	15	21	25	31
Haute-Normandie	961	131	88	113	135	143	90	84	83	93
Ile-de-France	14,784	3,003	1,403	1,570	1,650	1,846	1,144	1,337	1,345	1,486
Languedoc-Roussillon	1,259	226	124	151	153	158	94	108	117	127
Limousin	103	19	9	13	14	14	9	9	8	9
Lorraine	582	98	62	70	78	85	34	45	54	57
Midi-Pyrénées	1,810	295	178	211	238	254	140	148	154	192
Nord-Pas-de-Calais	1,620	250	151	179	211	226	129	127	163	185
Pays de la Loire	1,585	272	163	192	201	220	108	128	135	166
Picardie	944	130	81	105	127	141	72	85	92	111
Poitou-Charentes	462	90	49	57	59	60	32	32	37	46
Provence-Alpes-Côte-d'Azur	3,232	642	309	354	377	415	252	284	273	326
Rhône-Alpes	3,122	585	316	347	366	410	231	276	271	318
Territoires d'Outre-Mer	13	1	1	2	3	2	1	1	0	1
No data	0	0	0	0	0	0	0	0	0	0
Total	36,580	6,862	3,530	4,075	4,405	4,788	2,797	3,150	3,250	3,724

Date of Asset Cover Test	12/05/2021
---------------------------------	-------------------

$$R = \frac{\text{Adjusted Agregate Asset Amount (AAAA)}}{\text{Aggregate Covered Bonds Outstanding Principal Amount}}$$

$$AAAA = A + B + C + D$$

R = Asset Cover Test Ratio	1.08179
Adjusted Agregate Asset Amount (AAAA)	34,675,558,776
Aggregate Covered Bond Outstanding Principal Amount	32,053,925,985
ASSET COVER TEST RESULT (PASS/FAIL)	PASS

A = min(A1;A2)	32,190,558,776
A1 = Adjusted Home Loan Outstanding Principal Amount	35,763,588,898
A2 = a*b	32,190,558,776
Unadjusted Home Loan Outstanding Principal Amount (a)	36,580,180,427
Asset Percentage (b)	88.00%

B = Cash Collateral Account	2,160,000,000
------------------------------------	----------------------

C = Aggregate Substitution Asset Amount (or ASAA)	0
ASAA level is acceptable	TRUE

D = Permitted Investments	325,000,000
----------------------------------	--------------------

Key Parties		S&P		Fitch	
		Current Applicable Rating (ST)	Current Applicable Rating (LT)	Current Applicable Rating (ST)	Current Applicable Rating (LT)
Servicer	BNP Paribas SA and BNP Paribas Personal Finance	A-1	A+	F1 (IDR)	A+ (IDR)
Administrator	BNP Paribas SA	A-1	A+	F1 (IDR)	A+ (IDR)
Cash Collateral Provider	BNP Paribas SA	A-1	A+	F1 (IDR)	A+ (IDR)
Issuer Account Bank	BNP Paribas SA	A-1	A+	F1+ (Deposit Rating)	AA- (Deposit Rating)
Issuer Calculation Agent	BNP Paribas SA	A-1	A+	F1 (IDR)	A+ (IDR)

Key Events (see Base Prospectus for full details)		Rating trigger (S&P / Fitch)	Breached	Consequences if triggered (see Base Prospectus for full details)
Administrator Rating Trigger Event	Administrator's LT ratings fall below required levels	below BBB / BBB	NO	Substitution of the Administrator
Issuer Accounts Bank Rating Trigger Event	Issuer Account Bank's ST/LT ratings fall below required levels	below A-1 or A / F1 or A-	NO	Substitution of the IssuerAccount Bank / Eligible Guarantor
Servicing Rating Trigger Event	Servicer's LT ratings fall below required levels	below BBB / BBB-	NO	Substitution of the Servicer
Affiliate Servicing Rating Trigger Event	Servicer's LT ratings fall below required levels	below BBB / BBB-	NO	Substitution of the Servicer
Pre-Maturity Test	Borrower's ratings fall below required levels	below A-1 and A / F1 and A	NO	Cash Collateral Provider has to fund the Cash Collateral Account up to the Cash Collateral Required Funding Amount
Issuer Calculation Agent Rating Trigger Event	Issuer Calculation Agent's LT ratings fall below required levels	below BBB / BBB	NO	Substitution of the issuer calculation Agent
Interest Reserve Rating Trigger Event	BNP Paribas' ST / LT ratings fall below required levels	below A-1 or A	NO	Cash Collateral Provider has to fund the Cash Collateral Account up to the Interest Reserve Required Amount

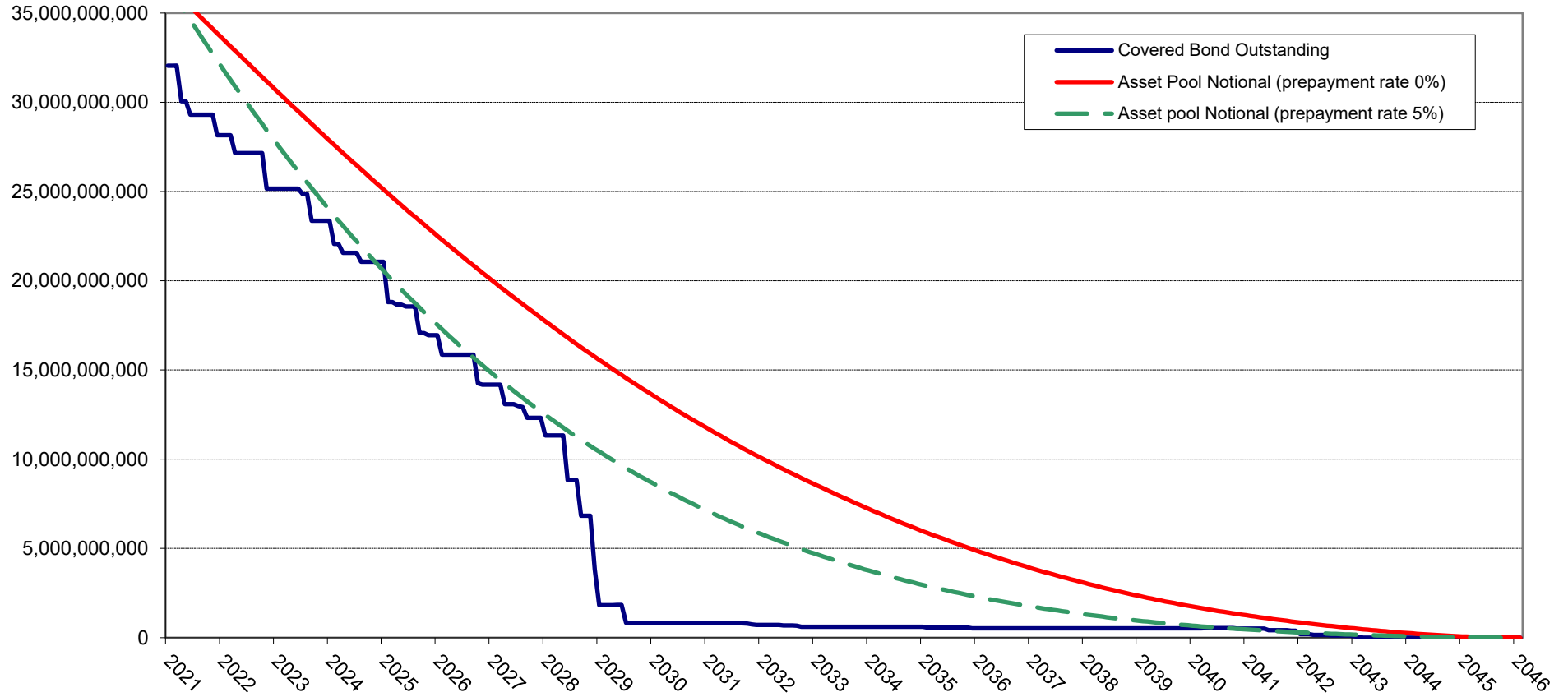
Aggregate Covered Bond Outstanding Principal Amount	32,053,925,985
--	-----------------------

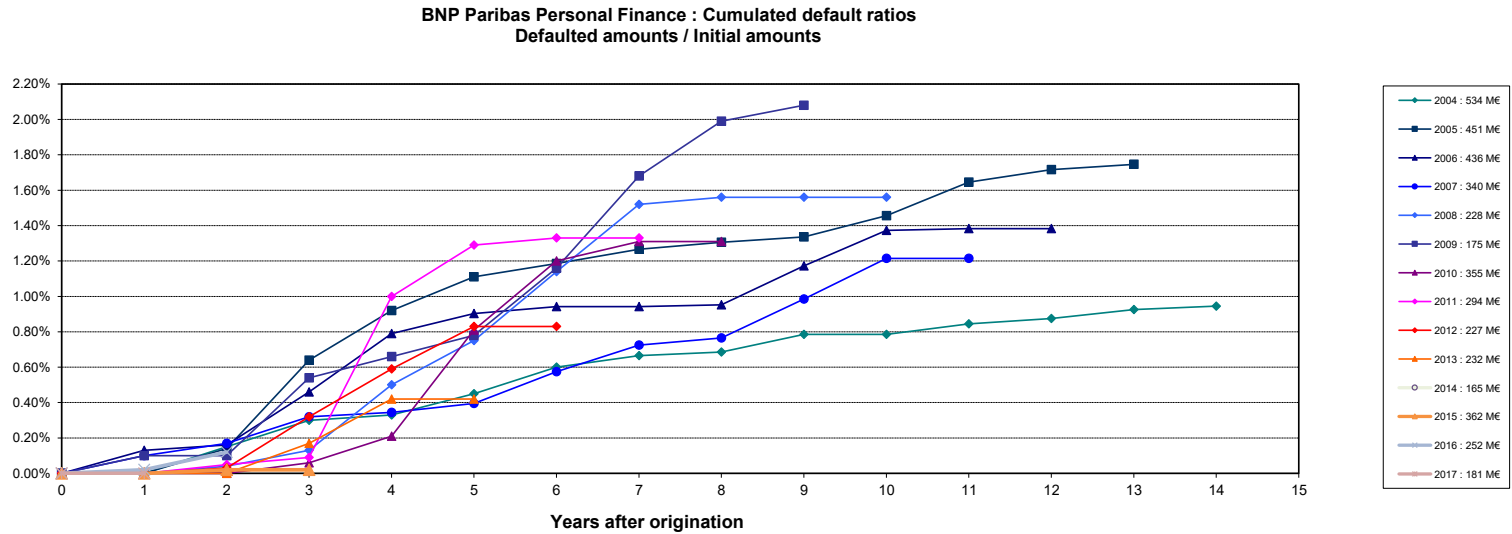
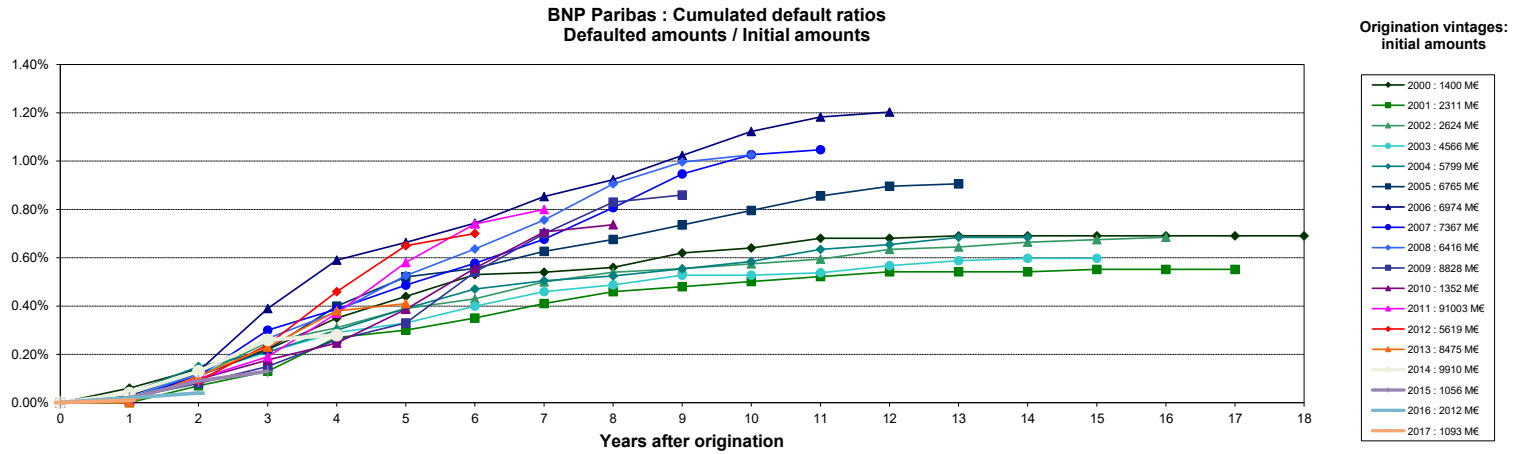
Benchmark Issuances

ISIN	Currency	Outstanding Principal Amount in Euro	Outstanding Principal Amount in Original Currency	Scheduled Maturity Date	Remaining Maturity	Exchange rate	Interest type	Coupon
FR0011075167	EUR	2,000,000,000	2,000,000,000	12/07/2021	0.17 years		Fixed	3.875%
FR0011223205	EUR	1,000,000,000	1,000,000,000	22/03/2022	0.86 years		Fixed	3.125%
FR0012300754	EUR	500,000,000	500,000,000	14/11/2024	3.51 years		Fixed	0.875%
FR0012383883	EUR	500,000,000	500,000,000	20/02/2023	1.78 years		Fixed	0.741%
FR0012716371	EUR	750,000,000	750,000,000	07/05/2025	3.99 years		Fixed	0.375%
FR0013106622	EUR	750,000,000	750,000,000	02/09/2021	0.31 years		Fixed	0.250%
FR0013238797	EUR	500,000,000	500,000,000	22/07/2024	3.20 years		Fixed	0.375%
Total in €		6,000,000,000						

Private Placements

Currency	Outstanding Principal Amount in Euro	Outstanding Principal Amount in Original Currency	Exchange rate
EUR	26,053,925,985	26,053,925,985	
TOTAL in €	26,053,925,985		





Source : Crédit Logement (as of 31-12-2017)

NB: BNP Paribas Home Loan CB's eligibility criteria allows only for loan with no arrears in its cover pool (dynamic pool).

Collateral is transferred to the issuer (BNP Paribas Home Loan SFH) upon occurrence of a Borrower Event of Default (BNP Paribas SA).